

DESTINO DE LOS RECURSOS FEDERALES QUE RECIBEN UNIVERSIDADES E INSTITUCIONES DE EDUCACIÓN MEDIA SUPERIOR Y SUPERIOR.


En términos del artículo 39, fracción I del Decreto de Presupuesto de Egresos de la Federación para el Ejercicio Fiscal 2020.
Programas y cumplimiento de metas.


La información presentada es acumulada al periodo que se reporta.


Enero - Diciembre 2020.

Fracción I

| Nombre de la Universidad | Programas PEF/2020 | R M E S U A L E S | PRIMER TRIMESTRE DEL 2020 | | | | SEGUNDO TRIMESTRE DEL 2020 | | | | TERCER TRIMESTRE 2020 | | | CUARTO TRIMESTRE DEL 2020 | | | | |
|--|---|---|---|------------|------------|------|---|------------|--------------|------|---|--------------|--------------|---------------------------|---|--------------|--------------|------|
| | | | LOS PROGRAMAS A LOS QUE SE DESTINEN LOS RECURSOS FEDERALES (MILES DE PESOS) | | | NOTA | LOS PROGRAMAS A LOS QUE SE DESTINEN LOS RECURSOS FEDERALES (MILES DE PESOS) | | | NOTA | LOS PROGRAMAS A LOS QUE SE DESTINEN LOS RECURSOS FEDERALES (MILES DE PESOS) | | | NOTA | LOS PROGRAMAS A LOS QUE SE DESTINEN LOS RECURSOS FEDERALES (MILES DE PESOS) | | | NOTA |
| | | | Enero | Febrero | Marzo | | Abril | Mayo | Junio | | Julio | Agosto | Septiembre | | Octubre | Noviembre | Diciembre | |
| U. Michoacana de S. N. de H. | SUBSIDIOS FEDERALES PARA ORGANISMOS DESCENTRALIZADOS ESTATALES U006 | A | 61,294.75 | 326,624.75 | 525,622.25 | | 662,918.00 | 914,175.00 | 1,179,096.00 | | 1,179,096.00 | 1,179,096.00 | 1,179,096.00 | | 1,179,096.00 | 1,179,096.00 | 1,179,096.00 | |
| | | R/M | 61,294.75 | 265,330.00 | 198,997.50 | | 137,295.75 | 251,257.00 | 284,921.00 | | 0.00 | 0.00 | 0.00 | | 0.00 | 0.00 | 0.00 | |
| | CARRERA DOCENTE U040 | A | 0.00 | 0.00 | 0.00 | | 0.00 | 0.00 | 0.00 | | 0.00 | 0.00 | 0.00 | | 0.00 | 0.00 | 0.00 | |
| | | R/M | 0.00 | 0.00 | 0.00 | | 0.00 | 0.00 | 0.00 | | 0.00 | 0.00 | 0.00 | | 0.00 | 0.00 | 0.00 | |
| | APOYOS A CENTROS Y ORGANIZACIONES DE EDUCACIÓN U080 | A | 0.00 | 0.00 | 0.00 | | 0.00 | 0.00 | 0.00 | | 0.00 | 0.00 | 0.00 | | 0.00 | 0.00 | 0.00 | |
| | | R/M | 0.00 | 0.00 | 0.00 | | 0.00 | 0.00 | 0.00 | | 0.00 | 0.00 | 0.00 | | 0.00 | 0.00 | 0.00 | |
| | PROGRAMA PARA EL DESARROLLO PROFESIONAL DOCENTE (PRODEP) S247 | A | 0.00 | 0.00 | 0.00 | | 0.00 | 0.00 | 0.00 | | 0.00 | 0.00 | 0.00 | | 0.00 | 0.00 | 0.00 | |
| | | R/M | 0.00 | 0.00 | 0.00 | | 0.00 | 0.00 | 0.00 | | 0.00 | 0.00 | 0.00 | | 0.00 | 0.00 | 0.00 | |
| PROGRAMA FORTALECIMIENTO A LA EXCELENCIA EDUCATIVA (PROFEXCE) S300 | A | 0.00 | 0.00 | 0.00 | | 0.00 | 0.00 | 0.00 | | 0.00 | 0.00 | 0.00 | | 0.00 | 0.00 | 0.00 | | |
| | R/M | 0.00 | 0.00 | 0.00 | | 0.00 | 0.00 | 0.00 | | 0.00 | 0.00 | 0.00 | | 0.00 | 0.00 | 0.00 | | |
| AAA | A | 0.00 | 0.00 | 0.00 | | 0.00 | 0.00 | 0.00 | | 0.00 | 0.00 | 0.00 | | 0.00 | 0.00 | 0.00 | | |
| | R/M | 0.00 | 0.00 | 0.00 | | 0.00 | 0.00 | 0.00 | | 0.00 | 0.00 | 0.00 | | 0.00 | 0.00 | 0.00 | | |
| BBB | A | 0.00 | 0.00 | 0.00 | | 0.00 | 0.00 | 0.00 | | 0.00 | 0.00 | 0.00 | | 0.00 | 0.00 | 0.00 | | |
| | R/M | 0.00 | 0.00 | 0.00 | | 0.00 | 0.00 | 0.00 | | 0.00 | 0.00 | 0.00 | | 0.00 | 0.00 | 0.00 | | |
| SUMA DEL MES | | | 61,294.75 | 265,330.00 | 198,997.50 | | 137,295.75 | 251,257.00 | 264,921.00 | | 0.00 | 0.00 | 0.00 | | 0.00 | 0.00 | 0.00 | |
| SUMAS ACUMULADAS | | | 61,294.75 | 326,624.75 | 525,622.25 | | 662,918.00 | 914,175.00 | 1,179,096.00 | | 1,179,096.00 | 1,179,096.00 | 1,179,096.00 | | 1,179,096.00 | 1,179,096.00 | 1,179,096.00 | |
| ACUMULADO DEL TRIMESTRE | | | | | 525,622.25 | | | 653,473.75 | | | 0.00 | | 0.00 | | | 0.00 | | 0.00 |


DR. RODRIGO GÓMEZ MONGE


MTRO. JULIO VARGAS MEDINA


DR. RAÚL CÁRDENAS NAVARRO

RECURSOS FEDERALES QUE SE RECIBIERON INCLUYENDO SUBSIDIOS EXTRAORDINARIOS, EN EL ARTICULO 39/2020 PEF DEL PRESENTE EJERCICIO, PRESENTARSE EN LAS FRACCIONES I, II Y III. ASÍ MISMO EL ÓRGANO DE CONTROL INTERNO DE LA INSTITUCIÓN SERA EL RESPONSABLE DE INFORMAR AL C. RECTOR (A) QUE SEA CORRECTA LA INFORMACIÓN RELATIVA AL DESARROLLO DE ESTE PROGRAMA DE LOS FONDOS DE LOS RECURSOS ASIGNADOS PEF EN EL PRESENTE EJERCICIO.

A "Acumulado"
R/M = Recursos Federales Mensuales (Subsidios Ordinario y Extraordinarios 2020)

RECURSOS FEDERALES QUE RECIBEN UNIVERSIDADES E INSTITUCIONES DE EDUCACIÓN MEDIA SUPERIOR Y SUPERIOR

Costo de la plantilla de personal

En términos del artículo 39, fracción II del Decreto de Presupuesto de Egresos de la Federación para el Ejercicio Fiscal 2020

La información presentada es acumulada al período que se reporta

Periodo de abril-junio / 2020

Fracción II

SEGUNDO TRIMESTRE 2020

| Universidad / Institución | Estructura de la Plantilla | | | | | | | | | SEGUNDO TRIMESTRE 2020 | | | | |
|------------------------------|---|------------------|------------------------------|--------|--------|------------------|--------|--------|-------------------------|------------------------|-------------------------------------|------------|------------|------------------------|
| | Categoría | Tipo de personal | Costo unitario bruto (pesos) | | | Número de plazas | | | Responsabilidad laboral | Ubicación | Costo total de la plantilla (Pesos) | | | |
| | | | Abril | Mayo | Junio | Abril | Mayo | Junio | | | Abril | Mayo | Junio | Acumulado abril a jun. |
| U. Michoacana de S. N. de H. | TC PI ASISTENTE "A" | DOCENTE | 20,743 | 20,323 | 16,002 | 3 | 3 | 3 | | | 62,228 | 60,970 | 48,006 | 171,203 |
| ✓ ✓ ✓ | TC PI ASISTENTE "B" | DOCENTE | 0 | 0 | 0 | 0 | 0 | 0 | | | 0 | 0 | 0 | 0 |
| ✓ ✓ ✓ | TC PI ASISTENTE "C" | DOCENTE | 30,424 | 28,706 | 23,806 | 4 | 4 | 4 | | | 121,696 | 114,825 | 95,224 | 331,744 |
| ✓ ✓ ✓ | AYUDANTE DE INVESTIG. A | DOCENTE | 20,134 | 18,097 | 14,492 | 6 | 6 | 7 | | | 120,805 | 108,582 | 101,446 | 330,833 |
| ✓ ✓ ✓ | AYUDANTE DE INVESTIG. B | DOCENTE | 22,995 | 19,240 | 17,443 | 2 | 2 | 2 | | | 45,990 | 38,481 | 34,886 | 119,357 |
| ✓ ✓ ✓ | AYUDANTE DE INVESTIG. C | DOCENTE | 27,810 | 27,039 | 21,611 | 10 | 10 | 10 | | | 278,096 | 270,390 | 216,115 | 764,601 |
| ✓ ✓ ✓ | TC PI ASOCIADO "A" | DOCENTE | 42,552 | 39,787 | 30,036 | 158 | 156 | 176 | | | 6,723,247 | 6,206,774 | 5,286,313 | 18,216,334 |
| ✓ ✓ ✓ | TC PI ASOCIADO "B" | DOCENTE | 46,300 | 43,026 | 35,063 | 81 | 83 | 91 | | | 3,750,294 | 3,571,118 | 3,190,742 | 10,512,153 |
| ✓ ✓ ✓ | TC PI ASOCIADO "C" | DOCENTE | 50,736 | 47,739 | 38,901 | 314 | 313 | 329 | | | 15,930,964 | 14,942,301 | 12,798,505 | 43,671,770 |
| ✓ ✓ ✓ | ASIGNATURA "A" | DOCENTE | 696 | 978 | 775 | 210 | 150 | 149 | | | 145,878 | 146,215 | 115,452 | 407,544 |
| ✓ ✓ ✓ | ASIGNATURA "B" | DOCENTE | 1,051 | 1,143 | 891 | 34,581 | 33,079 | 31,106 | | | 36,945,423 | 37,820,611 | 27,718,810 | 101,884,844 |
| ✓ ✓ ✓ | TC PI TITULAR "A" | DOCENTE | 53,306 | 49,286 | 41,107 | 142 | 142 | 145 | | | 7,569,437 | 6,998,670 | 5,960,500 | 20,528,607 |
| ✓ ✓ ✓ | TC PI TITULAR "B" | DOCENTE | 66,857 | 62,120 | 48,961 | 122 | 122 | 135 | | | 8,156,558 | 7,578,636 | 6,609,694 | 22,344,887 |
| ✓ ✓ ✓ | TC PI TITULAR "C" | DOCENTE | 79,359 | 73,848 | 61,918 | 217 | 216 | 223 | | | 17,220,973 | 15,951,198 | 13,807,742 | 46,979,914 |
| ✓ ✓ ✓ | TC TA ASOCIADO "A" | DOCENTE | 29,816 | 27,355 | 22,346 | 115 | 116 | 116 | | | 3,428,891 | 3,173,236 | 2,592,193 | 9,194,321 |
| ✓ ✓ ✓ | TC TA ASOCIADO "B" | DOCENTE | 35,383 | 34,407 | 27,277 | 24 | 24 | 25 | | | 849,181 | 825,770 | 681,931 | 2,356,882 |
| ✓ ✓ ✓ | TC TA ASOCIADO "C" | DOCENTE | 41,543 | 40,051 | 31,740 | 103 | 102 | 105 | | | 4,278,938 | 4,085,231 | 3,332,671 | 11,696,840 |
| ✓ ✓ ✓ | TC TA TITULAR "A" | DOCENTE | 43,449 | 40,915 | 33,801 | 19 | 19 | 19 | | | 825,524 | 777,390 | 642,225 | 2,245,138 |
| ✓ ✓ ✓ | TC TA TITULAR "B" | DOCENTE | 49,282 | 47,130 | 35,838 | 62 | 62 | 68 | | | 3,055,493 | 2,922,086 | 2,436,982 | 8,414,561 |
| ✓ ✓ ✓ | TC TA TITULAR "C" | DOCENTE | 53,991 | 45,516 | 25,979 | 2 | 2 | 3 | | | 107,983 | 91,031 | 77,937 | 276,951 |
| ✓ ✓ ✓ | TC TA ASISTENTE "A" | DOCENTE | 19,065 | 14,182 | 13,675 | 23 | 23 | 23 | | | 438,498 | 326,185 | 314,517 | 1,079,201 |
| ✓ ✓ ✓ | TC TA ASISTENTE "B" | DOCENTE | 21,418 | 19,760 | 16,742 | 4 | 4 | 4 | | | 85,672 | 79,041 | 66,966 | 231,679 |
| ✓ ✓ ✓ | TC TA ASISTENTE "C" | DOCENTE | 23,916 | 21,932 | 17,756 | 20 | 20 | 20 | | | 478,319 | 438,637 | 355,111 | 1,272,066 |
| ✓ ✓ ✓ | MT PI ASISTENTE "A" | DOCENTE | 12,056 | 10,323 | 8,797 | 11 | 9 | 9 | | | 132,621 | 92,905 | 79,176 | 304,702 |
| ✓ ✓ ✓ | MT PI ASISTENTE "C" | DOCENTE | 14,411 | 16,760 | 11,194 | 5 | 5 | 5 | | | 72,055 | 83,802 | 55,972 | 211,829 |
| ✓ ✓ ✓ | AYUDANTE DE INVESTIG. A 1/2 T. | DOCENTE | 13,392 | 9,268 | 10,879 | 8 | 9 | 9 | | | 107,138 | 83,412 | 97,912 | 288,462 |
| ✓ ✓ ✓ | AYUDANTE DE INVESTIG. B 1/2 T. | DOCENTE | 12,812 | 11,755 | 9,905 | 1 | 1 | 1 | | | 12,812 | 11,755 | 9,905 | 34,472 |
| ✓ ✓ ✓ | AYUDANTE DE INVESTIG. C 1/2 T. | DOCENTE | 15,127 | 17,674 | 12,055 | 2 | 2 | 2 | | | 30,254 | 35,348 | 24,109 | 89,712 |
| ✓ ✓ ✓ | MT PI ASOCIADO "A" | DOCENTE | 18,966 | 21,162 | 15,679 | 24 | 21 | 24 | | | 455,175 | 444,405 | 376,306 | 1,275,886 |
| ✓ ✓ ✓ | MT PI ASOCIADO "B" | DOCENTE | 24,183 | 25,277 | 22,647 | 8 | 8 | 12 | | | 193,460 | 202,214 | 271,766 | 667,440 |
| ✓ ✓ ✓ | MT PI ASOCIADO "C" | DOCENTE | 26,605 | 27,757 | 20,722 | 27 | 28 | 28 | | | 718,324 | 777,198 | 580,214 | 2,075,737 |
| ✓ ✓ ✓ | MT PI TITULAR "A" | DOCENTE | 26,781 | 23,537 | 20,911 | 3 | 3 | 3 | | | 80,342 | 70,611 | 62,732 | 213,686 |
| ✓ ✓ ✓ | MT PI TITULAR "B" | DOCENTE | 30,246 | 32,229 | 24,811 | 7 | 6 | 6 | | | 211,723 | 193,375 | 148,867 | 553,964 |
| ✓ ✓ ✓ | MT PI TITULAR "C" | DOCENTE | 17,292 | 38,879 | 29,847 | 1 | 1 | 1 | | | 17,292 | 38,879 | 29,847 | 86,018 |
| ✓ ✓ ✓ | MT TA ASOCIADO "A" | DOCENTE | 18,166 | 15,344 | 12,503 | 143 | 145 | 148 | | | 2,597,707 | 2,224,833 | 1,850,502 | 6,673,042 |
| ✓ ✓ ✓ | MT TA ASOCIADO "B" | DOCENTE | 19,483 | 19,298 | 15,212 | 8 | 8 | 8 | | | 155,865 | 154,384 | 121,693 | 431,942 |
| ✓ ✓ ✓ | MT TA ASOCIADO "C" | DOCENTE | 20,874 | 20,755 | 15,357 | 45 | 44 | 48 | | | 939,345 | 913,234 | 737,153 | 2,589,733 |
| ✓ ✓ ✓ | MT TA TITULAR "A" | DOCENTE | 21,457 | 19,736 | 16,620 | 7 | 7 | 7 | | | 150,201 | 138,155 | 116,341 | 404,697 |
| ✓ ✓ ✓ | MT TA TITULAR "B" | DOCENTE | 23,777 | 22,153 | 15,085 | 10 | 10 | 11 | | | 237,787 | 221,526 | 165,715 | 625,007 |
| ✓ ✓ ✓ | MT TA TITULAR "C" | DOCENTE | 35,528 | 20,051 | 18,848 | 3 | 3 | 3 | | | 106,585 | 60,153 | 56,544 | 223,282 |
| ✓ ✓ ✓ | MT TA ASISTENTE "A" | DOCENTE | 11,247 | 8,076 | 7,509 | 112 | 112 | 114 | | | 1,259,643 | 904,502 | 856,000 | 3,020,144 |
| ✓ ✓ ✓ | MT TA ASISTENTE "B" | DOCENTE | 15,887 | 8,745 | 6,575 | 3 | 3 | 4 | | | 47,662 | 26,236 | 26,299 | 100,197 |
| ✓ ✓ ✓ | MT TA ASISTENTE "C" | DOCENTE | 16,183 | 13,310 | 15,378 | 10 | 10 | 9 | | | 161,830 | 133,097 | 138,403 | 433,330 |
| ✓ ✓ ✓ | ASIGNATURA TECNICO ACADEMICO JUB A | DOCENTE | 876 | 809 | 650 | 4 | 4 | 4 | | | 3,506 | 3,237 | 2,599 | 9,342 |
| ✓ ✓ ✓ | ASIGNATURA TECNICO ACADEMICO JUB B | DOCENTE | 852 | 799 | 722 | 264 | 264 | 258 | | | 224,806 | 210,825 | 186,168 | 621,798 |
| ✓ ✓ ✓ | CONF 2060 JEFE DE DEPTO. ADMINISTRATIVO | ADMINISTRATIVO | 24,081 | 16,518 | 19,710 | 10 | 10 | 10 | | | 240,807 | 165,179 | 197,104 | 603,091 |
| ✓ ✓ ✓ | CONF 2100 JEFE DE PRODUCCION | ADMINISTRATIVO | 22,328 | 17,748 | 21,584 | 1 | 1 | 1 | | | 22,328 | 17,748 | 21,584 | 61,659 |
| ✓ ✓ ✓ | CONF 2200 COORDINADOR ARTISTICO | ADMINISTRATIVO | 12,925 | 9,753 | 11,880 | 4 | 4 | 4 | | | 51,699 | 39,010 | 47,520 | 138,229 |
| ✓ ✓ ✓ | CONF 2281 AUXILIAR DE FUNCIONARIO A | ADMINISTRATIVO | 14,045 | 11,533 | 13,638 | 11 | 11 | 11 | | | 154,499 | 126,861 | 150,018 | 431,378 |
| ✓ ✓ ✓ | CONF 2282 AUXILIAR DE FUNCIONARIO B | ADMINISTRATIVO | 17,522 | 13,759 | 16,609 | 9 | 9 | 9 | | | 157,697 | 123,829 | 149,483 | 431,009 |
| ✓ ✓ ✓ | CONF 2283 AUXILIAR DE FUNCIONARIO C | ADMINISTRATIVO | 18,611 | 15,501 | 18,618 | 15 | 15 | 15 | | | 279,160 | 232,514 | 279,271 | 790,944 |
| ✓ ✓ ✓ | CONF 2291 AUDITOR A | ADMINISTRATIVO | 14,073 | 10,606 | 12,911 | 2 | 2 | 2 | | | 28,146 | 21,213 | 25,823 | 75,182 |
| ✓ ✓ ✓ | CONF 2292 AUDITOR B | ADMINISTRATIVO | 20,399 | 18,868 | 22,742 | 2 | 2 | 2 | | | 40,799 | 37,736 | 45,484 | 124,018 |
| ✓ ✓ ✓ | CONF 2293 AUDITOR C | ADMINISTRATIVO | 0 | 0 | 0 | 0 | 0 | 0 | | | 0 | 0 | 0 | 0 |
| ✓ ✓ ✓ | CONF 2331 SUPERVISOR DE TRABAJO A | ADMINISTRATIVO | 16,326 | 14,853 | 16,641 | 8 | 8 | 8 | | | 130,607 | 118,823 | 133,127 | 382,558 |

Fracción II

SEGUNDO TRIMESTRE 2020

Estructura de la Plantilla

| Universidad / Institución | Categoría | Tipo de personal | Costo unitario bruto (pesos) | | | Número de plazas | | | Responsabilidad laboral | Ubicación | Costo total de la plantilla (Pesos) | | | |
|---------------------------|--|------------------|------------------------------|-----------------------------------|----------------|------------------|--------|--------|-------------------------|-----------|-------------------------------------|-----------|-----------|------------------------|
| | | | Abril | Mayo | Junio | Abril | Mayo | Junio | | | Abril | Mayo | Junio | Acumulado abril a jun. |
| | | | ✓ ✓ ✓ | CONF 2332 SUPERVISOR DE TRABAJO B | ADMINISTRATIVO | 17,606 | 15,276 | 17,169 | | | 11 | 11 | 11 | |
| ✓ ✓ ✓ | CONF 2333 SUPERVISOR DE TRABAJO C | ADMINISTRATIVO | 19,626 | 15,536 | 18,896 | 3 | 3 | 3 | | | 58,877 | 46,608 | 56,689 | 162,174 |
| ✓ ✓ ✓ | CONF 2420 ENCARGADO DE EDUCACION MEDICA | ADMINISTRATIVO | 9,569 | 7,445 | 9,056 | 1 | 1 | 1 | | | 9,569 | 7,445 | 9,056 | 26,070 |
| ✓ ✓ ✓ | CONF 2460 AUXILIAR TECNICO C | ADMINISTRATIVO | 11,380 | 9,659 | 14,563 | 5 | 5 | 5 | | | 58,901 | 47,797 | 72,815 | 177,513 |
| ✓ ✓ ✓ | CONF 2481 ASESOR JURIDICO | ADMINISTRATIVO | 18,812 | 14,284 | 17,396 | 2 | 2 | 2 | | | 37,623 | 28,568 | 34,791 | 100,983 |
| ✓ ✓ ✓ | SIND 3011 ALMACENISTA A | ADMINISTRATIVO | 15,475 | 10,575 | 12,751 | 1 | 1 | 1 | | | 15,475 | 10,575 | 12,751 | 38,801 |
| ✓ ✓ ✓ | SIND 3012 ALMACENISTA B | ADMINISTRATIVO | 12,474 | 11,317 | 13,002 | 4 | 4 | 4 | | | 49,898 | 45,267 | 52,008 | 147,172 |
| ✓ ✓ ✓ | SIND 3013 ALMACENISTA C | ADMINISTRATIVO | 14,564 | 12,039 | 14,530 | 4 | 4 | 4 | | | 58,255 | 48,156 | 58,121 | 164,532 |
| ✓ ✓ ✓ | SIND 3021 ANALISTA A | ADMINISTRATIVO | 13,122 | 11,187 | 13,577 | 2 | 2 | 2 | | | 26,244 | 22,373 | 27,155 | 75,772 |
| ✓ ✓ ✓ | SIND 3022 ANALISTA B | ADMINISTRATIVO | 18,310 | 14,443 | 16,787 | 6 | 6 | 6 | | | 109,857 | 86,680 | 100,732 | 297,239 |
| ✓ ✓ ✓ | SIND 3023 ANALISTA C | ADMINISTRATIVO | 19,086 | 16,667 | 20,005 | 6 | 6 | 6 | | | 114,518 | 99,999 | 120,032 | 334,550 |
| ✓ ✓ ✓ | SIND 3031 ANALISTA PROGRAMADOR A | ADMINISTRATIVO | 18,697 | 16,547 | 20,392 | 13 | 13 | 13 | | | 243,059 | 215,113 | 265,096 | 723,268 |
| ✓ ✓ ✓ | SIND 3032 ANALISTA PROGRAMADOR B | ADMINISTRATIVO | 19,981 | 16,580 | 18,487 | 19 | 19 | 20 | | | 379,642 | 315,027 | 369,747 | 1,064,416 |
| ✓ ✓ ✓ | SIND 3033 ANALISTA PROGRAMADOR C | ADMINISTRATIVO | 23,139 | 19,660 | 23,272 | 36 | 37 | 36 | | | 832,992 | 727,426 | 837,797 | 2,398,214 |
| ✓ ✓ ✓ | SIND 3036 ANALISTA PROGRAMADOR F | ADMINISTRATIVO | 26,794 | 22,312 | 27,388 | 27 | 27 | 27 | | | 723,449 | 602,431 | 739,463 | 2,065,344 |
| ✓ ✓ ✓ | SIND 3038 ANALISTA PROGRAMADOR H | ADMINISTRATIVO | 33,480 | 28,548 | 31,952 | 12 | 12 | 13 | | | 401,761 | 342,574 | 415,374 | 1,159,709 |
| ✓ ✓ ✓ | SIND 3041 ARCHIVISTA A | ADMINISTRATIVO | 12,310 | 8,432 | 10,094 | 5 | 4 | 4 | | | 61,549 | 33,727 | 40,377 | 135,653 |
| ✓ ✓ ✓ | SIND 3043 ARCHIVISTA C | ADMINISTRATIVO | 15,045 | 13,433 | 14,900 | 6 | 6 | 6 | | | 90,272 | 80,600 | 89,399 | 260,270 |
| ✓ ✓ ✓ | SIND 3071 AUXILIAR ADMINISTRATIVO A | ADMINISTRATIVO | 12,989 | 10,650 | 12,644 | 39 | 40 | 39 | | | 506,560 | 426,017 | 493,121 | 1,425,698 |
| ✓ ✓ ✓ | SIND 3072 AUXILIAR ADMINISTRATIVO B | ADMINISTRATIVO | 14,315 | 11,796 | 14,219 | 8 | 8 | 8 | | | 114,523 | 94,370 | 113,750 | 322,644 |
| ✓ ✓ ✓ | SIND 3073 AUXILIAR ADMINISTRATIVO C | ADMINISTRATIVO | 16,169 | 14,424 | 14,649 | 6 | 6 | 6 | | | 97,016 | 86,542 | 87,892 | 271,450 |
| ✓ ✓ ✓ | SIND 3111 AUXILIAR DE CONTABILIDAD A | ADMINISTRATIVO | 14,794 | 12,714 | 15,328 | 4 | 4 | 4 | | | 59,176 | 50,857 | 61,312 | 171,345 |
| ✓ ✓ ✓ | SIND 3112 AUXILIAR DE CONTABILIDAD B | ADMINISTRATIVO | 17,068 | 14,267 | 17,598 | 15 | 15 | 15 | | | 256,024 | 214,005 | 263,819 | 733,848 |
| ✓ ✓ ✓ | SIND 3113 AUXILIAR DE CONTABILIDAD C | ADMINISTRATIVO | 19,844 | 16,900 | 18,801 | 25 | 25 | 26 | | | 496,090 | 422,490 | 488,832 | 1,407,411 |
| ✓ ✓ ✓ | SIND 3123 AUXILIAR DEL DEPARTAMENTO JURIDICO | ADMINISTRATIVO | 21,496 | 19,725 | 12,404 | 1 | 1 | 2 | | | 21,496 | 19,725 | 24,807 | 66,029 |
| ✓ ✓ ✓ | SIND 3132 AUXILIAR DE FOTOMECANICA B | ADMINISTRATIVO | 19,437 | 16,967 | 16,014 | 1 | 1 | 1 | | | 19,437 | 16,967 | 16,014 | 52,417 |
| ✓ ✓ ✓ | SIND 3151 AUXILIAR DE INTENDENCIA A | ADMINISTRATIVO | 12,277 | 9,943 | 13,086 | 248 | 242 | 249 | | | 3,044,599 | 2,406,162 | 3,258,480 | 8,709,241 |
| ✓ ✓ ✓ | SIND 3152 AUXILIAR DE INTENDENCIA B | ADMINISTRATIVO | 13,962 | 11,846 | 13,688 | 145 | 145 | 147 | | | 2,024,430 | 1,717,659 | 2,012,145 | 5,754,235 |
| ✓ ✓ ✓ | SIND 3153 AUXILIAR DE INTENDENCIA C | ADMINISTRATIVO | 14,692 | 12,475 | 14,307 | 60 | 60 | 60 | | | 881,497 | 748,500 | 858,413 | 2,488,410 |
| ✓ ✓ ✓ | SIND 3181 AUXILIAR MECANICO A | ADMINISTRATIVO | 11,853 | 10,909 | 13,103 | 1 | 1 | 1 | | | 11,853 | 10,909 | 13,103 | 35,865 |
| ✓ ✓ ✓ | SIND 3182 AUXILIAR MECANICO B | ADMINISTRATIVO | 14,972 | 11,988 | 14,479 | 2 | 2 | 2 | | | 29,943 | 23,976 | 28,958 | 82,877 |
| ✓ ✓ ✓ | SIND 3183 AUXILIAR MECANICO C | ADMINISTRATIVO | 17,726 | 16,967 | 15,957 | 4 | 4 | 4 | | | 70,905 | 67,967 | 63,830 | 202,602 |
| ✓ ✓ ✓ | SIND 3201 BIBLIOTECARIO A | ADMINISTRATIVO | 15,227 | 12,267 | 14,651 | 46 | 46 | 48 | | | 700,443 | 564,295 | 703,262 | 1,968,000 |
| ✓ ✓ ✓ | SIND 3202 BIBLIOTECARIO B | ADMINISTRATIVO | 15,693 | 14,784 | 16,151 | 46 | 46 | 47 | | | 721,871 | 680,080 | 759,118 | 2,161,069 |
| ✓ ✓ ✓ | SIND 3203 BIBLIOTECARIO C | ADMINISTRATIVO | 18,962 | 15,999 | 18,435 | 37 | 37 | 37 | | | 701,601 | 591,967 | 682,098 | 1,975,665 |
| ✓ ✓ ✓ | SIND 3211 CAJERO A | ADMINISTRATIVO | 10,975 | 12,112 | 12,206 | 6 | 5 | 5 | | | 65,852 | 60,561 | 61,030 | 187,443 |
| ✓ ✓ ✓ | SIND 3212 CAJERO B | ADMINISTRATIVO | 16,673 | 15,003 | 14,189 | 1 | 1 | 1 | | | 16,673 | 15,003 | 14,189 | 45,865 |
| ✓ ✓ ✓ | SIND 3213 CAJERO C | ADMINISTRATIVO | 11,283 | 8,663 | 14,259 | 1 | 1 | 1 | | | 11,283 | 8,663 | 14,259 | 34,205 |
| ✓ ✓ ✓ | SIND 3221 CHOFER A | ADMINISTRATIVO | 12,371 | 10,037 | 14,500 | 6 | 6 | 6 | | | 74,227 | 60,221 | 86,999 | 221,447 |
| ✓ ✓ ✓ | SIND 3222 CHOFER B | ADMINISTRATIVO | 13,274 | 13,229 | 14,579 | 6 | 6 | 6 | | | 79,644 | 79,373 | 87,473 | 246,491 |
| ✓ ✓ ✓ | SIND 3223 CHOFER C | ADMINISTRATIVO | 14,091 | 12,421 | 14,685 | 12 | 12 | 12 | | | 169,091 | 149,049 | 176,223 | 494,363 |
| ✓ ✓ ✓ | SIND 3231 CLASIFICADOR CATALOGADOR A | ADMINISTRATIVO | 16,901 | 16,972 | 18,282 | 2 | 2 | 2 | | | 33,802 | 33,943 | 36,564 | 104,309 |
| ✓ ✓ ✓ | SIND 3232 CLASIFICADOR CATALOGADOR B | ADMINISTRATIVO | 18,502 | 16,397 | 18,904 | 5 | 5 | 5 | | | 92,508 | 81,985 | 94,519 | 269,012 |
| ✓ ✓ ✓ | SIND 3233 CLASIFICADOR CATALOGADOR C | ADMINISTRATIVO | 22,019 | 17,757 | 21,374 | 3 | 3 | 3 | | | 66,056 | 53,272 | 64,123 | 183,451 |
| ✓ ✓ ✓ | SIND 3251 COMPAGINADOR ENCUADERNADOR | ADMINISTRATIVO | 11,853 | 10,909 | 13,156 | 1 | 1 | 1 | | | 11,853 | 10,909 | 13,156 | 35,918 |
| ✓ ✓ ✓ | SIND 3252 COMPAGINADOR ENCUADERNADOR | ADMINISTRATIVO | 16,409 | 11,428 | 13,777 | 1 | 1 | 1 | | | 16,409 | 11,428 | 13,777 | 41,613 |
| ✓ ✓ ✓ | SIND 3262 CONTROLISTA A | ADMINISTRATIVO | 13,136 | 12,102 | 14,581 | 1 | 1 | 1 | | | 13,136 | 12,102 | 14,581 | 39,818 |
| ✓ ✓ ✓ | SIND 3262 CONTROLISTA B | ADMINISTRATIVO | 16,143 | 15,927 | 17,870 | 3 | 3 | 3 | | | 48,430 | 47,782 | 53,610 | 149,822 |
| ✓ ✓ ✓ | SIND 3263 CONTROLISTA C | ADMINISTRATIVO | 20,191 | 16,673 | 20,122 | 2 | 2 | 2 | | | 40,383 | 33,347 | 40,244 | 113,973 |
| ✓ ✓ ✓ | SIND 3311 DEPENDIENTE DE LIBRERIA A | ADMINISTRATIVO | 11,520 | 11,578 | 12,796 | 3 | 3 | 3 | | | 34,560 | 34,734 | 38,388 | 107,682 |
| ✓ ✓ ✓ | SIND 3311 DEPENDIENTE DE LIBRERIA B | ADMINISTRATIVO | 15,540 | 13,451 | 14,232 | 2 | 2 | 2 | | | 31,080 | 26,903 | 28,464 | 86,447 |
| ✓ ✓ ✓ | SIND 3313 DEPENDIENTE DE LIBRERIA C | ADMINISTRATIVO | 14,928 | 12,994 | 15,693 | 1 | 1 | 1 | | | 14,928 | 12,994 | 15,693 | 43,615 |
| ✓ ✓ ✓ | SIND 3323 DIBUJANTE TECNICO C | ADMINISTRATIVO | 10,997 | 8,472 | 10,372 | 1 | 1 | 1 | | | 10,997 | 8,472 | 10,372 | 29,841 |
| ✓ ✓ ✓ | SIND 3331 DISEÑADOR ARTISTICO A | ADMINISTRATIVO | 14,906 | 13,691 | 16,513 | 1 | 1 | 1 | | | 14,906 | 13,691 | 16,513 | 45,110 |
| ✓ ✓ ✓ | SIND 3332 DISEÑADOR ARTISTICO B | ADMINISTRATIVO | 19,662 | 11,452 | 13,965 | 1 | 1 | 1 | | | 19,662 | 11,452 | 13,965 | 45,080 |
| ✓ ✓ ✓ | SIND 3353 ELECTRICISTA TRAMOYISTA C | ADMINISTRATIVO | 14,652 | 13,456 | 16,142 | 2 | 2 | 2 | | | 29,305 | 26,913 | 32,284 | 88,502 |
| ✓ ✓ ✓ | SIND 3381 ENCARGADO DE LA SALA DE ORDEÑA | ADMINISTRATIVO | 0 | 0 | 0 | 0 | 0 | 0 | | | 0 | 0 | 0 | 0 |
| ✓ ✓ ✓ | SIND 3382 ENCARGADO DE LA SALA DE ORDEÑA | ADMINISTRATIVO | 12,738 | 11,708 | 14,119 | 2 | 2 | 2 | | | 25,476 | 23,416 | 28,237 | 77,129 |
| ✓ ✓ ✓ | SIND 3382 ENCARGADO DE LA SALA DE ORDEÑA | ADMINISTRATIVO | 13,336 | 15,971 | 14,781 | 1 | 1 | 1 | | | 13,336 | 15,971 | 14,781 | 44,088 |
| ✓ ✓ ✓ | SIND 3392 ENCARGADO DE MESA A | ADMINISTRATIVO | 9,677 | 7,283 | 8,814 | 1 | 1 | 1 | | | 9,677 | 7,283 | 8,814 | 25,773 |
| ✓ ✓ ✓ | SIND 3392 ENCARGADO DE MESA B | ADMINISTRATIVO | 17,371 | 15,952 | 17,424 | 3 | 3 | 3 | | | 52,112 | 47,855 | 52,273 | 152,239 |

Fracción II

SEGUNDO TRIMESTRE 2020

| Universidad / Institución | Estructura de la Plantilla | | | | | | | | | SEGUNDO TRIMESTRE 2020 | | | | |
|---------------------------|---|------------------|------------------------------|--------|--------|------------------|------|-------|-------------------------|------------------------|-------------------------------------|-----------|-----------|------------------------|
| | Categoría | Tipo de personal | Costo unitario bruto (pesos) | | | Número de plazas | | | Responsabilidad laboral | Ubicación | Costo total de la plantilla (Pesos) | | | |
| | | | Abril | Mayo | Junio | Abril | Mayo | Junio | | | Abril | Mayo | Junio | Acumulado abril a jun. |
| ✓ ✓ ✓ | SIND 3402 ENCARGADO DE TEATRO B | ADMINISTRATIVO | 12,643 | 15,003 | 14,031 | 2 | 2 | 2 | | | 25,287 | 30,006 | 28,063 | 83,356 |
| ✓ ✓ ✓ | SIND 3452 GRABADISTA B | ADMINISTRATIVO | 16,634 | 14,218 | 16,892 | 2 | 2 | 2 | | | 33,268 | 28,435 | 33,785 | 95,488 |
| ✓ ✓ ✓ | SIND 3453 GRABADISTA C | ADMINISTRATIVO | 16,889 | 13,729 | 16,583 | 2 | 2 | 2 | | | 33,778 | 27,458 | 33,167 | 94,403 |
| ✓ ✓ ✓ | SIND 3461 JARDINERO A | ADMINISTRATIVO | 11,823 | 11,043 | 11,962 | 12 | 12 | 12 | | | 141,871 | 132,522 | 143,542 | 417,934 |
| ✓ ✓ ✓ | SIND 3462 JARDINERO B | ADMINISTRATIVO | 13,013 | 12,501 | 14,424 | 19 | 19 | 19 | | | 247,254 | 237,524 | 274,051 | 758,829 |
| ✓ ✓ ✓ | SIND 3463 JARDINERO C | ADMINISTRATIVO | 15,068 | 13,159 | 16,327 | 12 | 12 | 11 | | | 180,821 | 157,911 | 179,596 | 518,327 |
| ✓ ✓ ✓ | SIND 3471 COCINERA "A" | ADMINISTRATIVO | 13,421 | 11,473 | 14,294 | 70 | 69 | 75 | | | 939,495 | 791,648 | 1,072,084 | 2,803,227 |
| ✓ ✓ ✓ | SIND 3472 COCINERA "B" | ADMINISTRATIVO | 14,992 | 12,253 | 13,818 | 54 | 54 | 54 | | | 809,565 | 661,650 | 746,178 | 2,217,393 |
| ✓ ✓ ✓ | SIND 3473 COCINERA "C" | ADMINISTRATIVO | 17,327 | 13,295 | 15,042 | 40 | 40 | 40 | | | 693,098 | 531,784 | 601,688 | 1,826,569 |
| ✓ ✓ ✓ | SIND 3511 JEFE DE SECCION ADMINISTRATIVA A | ADMINISTRATIVO | 16,168 | 14,536 | 15,721 | 3 | 3 | 3 | | | 48,505 | 43,609 | 47,163 | 139,276 |
| ✓ ✓ ✓ | SIND 3512 JEFE DE SECCION ADMINISTRATIVA E | ADMINISTRATIVO | 18,604 | 15,180 | 18,414 | 19 | 19 | 19 | | | 353,478 | 288,426 | 349,875 | 991,779 |
| ✓ ✓ ✓ | SIND 3513 JEFE DE SECCION ADMINISTRATIVA C | ADMINISTRATIVO | 22,145 | 17,605 | 21,432 | 18 | 18 | 18 | | | 398,605 | 316,894 | 385,774 | 1,101,272 |
| ✓ ✓ ✓ | SIND 3532 LOCUTOR B | ADMINISTRATIVO | 14,552 | 11,452 | 13,931 | 1 | 1 | 1 | | | 14,552 | 11,452 | 13,931 | 39,935 |
| ✓ ✓ ✓ | SIND 3533 LOCUTOR C | ADMINISTRATIVO | 16,969 | 15,684 | 18,934 | 1 | 1 | 1 | | | 16,969 | 15,684 | 18,934 | 51,588 |
| ✓ ✓ ✓ | SIND 3542 MECANICO C | ADMINISTRATIVO | 15,350 | 15,436 | 15,955 | 2 | 2 | 2 | | | 30,699 | 30,873 | 31,910 | 93,482 |
| ✓ ✓ ✓ | SIND 3543 MECANICO C | ADMINISTRATIVO | 17,235 | 16,661 | 18,270 | 3 | 3 | 3 | | | 51,706 | 49,983 | 54,809 | 156,498 |
| ✓ ✓ ✓ | SIND 3553 MIMEOGRAFISTA C | ADMINISTRATIVO | 17,131 | 13,688 | 14,758 | 3 | 3 | 3 | | | 51,392 | 41,063 | 44,275 | 136,730 |
| ✓ ✓ ✓ | SIND 3561 OFICIAL ADMINISTRATIVO A | ADMINISTRATIVO | 13,345 | 11,112 | 13,095 | 211 | 206 | 211 | | | 2,815,696 | 2,289,047 | 2,762,969 | 7,867,712 |
| ✓ ✓ ✓ | SIND 3562 OFICIAL ADMINISTRATIVO B | ADMINISTRATIVO | 15,682 | 12,747 | 14,584 | 170 | 170 | 172 | | | 2,665,931 | 2,166,910 | 2,508,428 | 7,341,269 |
| ✓ ✓ ✓ | SIND 3563 OFICIAL ADMINISTRATIVO C | ADMINISTRATIVO | 16,901 | 13,832 | 16,061 | 87 | 87 | 87 | | | 1,470,377 | 1,203,344 | 1,397,310 | 4,071,032 |
| ✓ ✓ ✓ | SIND 3571 OFICIAL EN ANFITEATRO A | ADMINISTRATIVO | 8,765 | 6,597 | 7,983 | 1 | 1 | 1 | | | 8,765 | 6,597 | 7,983 | 23,345 |
| ✓ ✓ ✓ | SIND 3572 OFICIAL EN ANFITEATRO B | ADMINISTRATIVO | 11,925 | 9,300 | 11,304 | 1 | 1 | 1 | | | 11,925 | 9,300 | 11,304 | 32,529 |
| ✓ ✓ ✓ | SIND 3592 OPERADOR DE COMPUTADORA B | ADMINISTRATIVO | 14,609 | 11,605 | 13,964 | 2 | 2 | 2 | | | 29,217 | 23,209 | 27,928 | 80,355 |
| ✓ ✓ ✓ | SIND 3593 OPERADOR DE COMPUTADORA C | ADMINISTRATIVO | 16,888 | 15,021 | 18,131 | 2 | 2 | 2 | | | 33,775 | 30,043 | 36,262 | 100,080 |
| ✓ ✓ ✓ | SIND 3601 OPERADOR GRABADOR A | ADMINISTRATIVO | 11,479 | 10,575 | 12,698 | 1 | 1 | 1 | | | 11,479 | 10,575 | 12,698 | 34,751 |
| ✓ ✓ ✓ | SIND 3602 OPERADOR GRABADOR B | ADMINISTRATIVO | 13,072 | 12,017 | 14,439 | 1 | 1 | 1 | | | 13,072 | 12,017 | 14,439 | 39,529 |
| ✓ ✓ ✓ | SIND 3611 PEON AGROPECUARIO A | ADMINISTRATIVO | 11,978 | 10,586 | 12,688 | 10 | 10 | 10 | | | 119,778 | 105,858 | 126,875 | 352,511 |
| ✓ ✓ ✓ | SIND 3612 PEON AGROPECUARIO B | ADMINISTRATIVO | 12,505 | 11,814 | 13,880 | 11 | 11 | 11 | | | 137,556 | 129,956 | 152,681 | 420,193 |
| ✓ ✓ ✓ | SIND 3613 PEON AGROPECUARIO C | ADMINISTRATIVO | 14,157 | 13,008 | 15,044 | 7 | 7 | 7 | | | 99,100 | 91,053 | 105,305 | 295,458 |
| ✓ ✓ ✓ | SIND 3621 PRENSISTA A | ADMINISTRATIVO | 15,804 | 12,017 | 14,516 | 2 | 2 | 2 | | | 31,608 | 24,035 | 29,031 | 84,674 |
| ✓ ✓ ✓ | SIND 3631 PROGRAMADOR DE COMPUTO A | ADMINISTRATIVO | 17,272 | 15,879 | 19,153 | 1 | 1 | 1 | | | 17,272 | 15,879 | 19,153 | 52,304 |
| ✓ ✓ ✓ | SIND 3633 PROGRAMADOR DE COMPUTO C | ADMINISTRATIVO | 21,083 | 19,288 | 22,512 | 7 | 7 | 7 | | | 147,580 | 135,016 | 157,587 | 440,184 |
| ✓ ✓ ✓ | SIND 3642 PROGRAMADOR DE RADIO B | ADMINISTRATIVO | 13,992 | 12,930 | 15,593 | 1 | 1 | 1 | | | 13,992 | 12,930 | 15,593 | 42,516 |
| ✓ ✓ ✓ | SIND 3661 REPORTERO A | ADMINISTRATIVO | 13,623 | 11,726 | 13,009 | 3 | 3 | 3 | | | 40,870 | 35,178 | 39,028 | 115,077 |
| ✓ ✓ ✓ | SIND 3662 REPORTERO B | ADMINISTRATIVO | 15,570 | 14,333 | 15,791 | 3 | 3 | 3 | | | 46,711 | 43,000 | 47,374 | 137,084 |
| ✓ ✓ ✓ | SIND 3663 REPORTERO C | ADMINISTRATIVO | 19,443 | 14,200 | 16,928 | 1 | 1 | 1 | | | 19,443 | 14,200 | 16,928 | 50,570 |
| ✓ ✓ ✓ | SIND 3671 RESTAURADOR DE LIBROS A | ADMINISTRATIVO | 1,744 | 0 | 0 | 1 | 0 | 0 | | | 1,744 | 0 | 0 | 1,744 |
| ✓ ✓ ✓ | SIND 3671 RESTAURADOR DE LIBROS B | ADMINISTRATIVO | 9,659 | 4,124 | 0 | 1 | 1 | 0 | | | 9,659 | 4,124 | 0 | 13,783 |
| ✓ ✓ ✓ | SIND 3673 RESTAURADOR DE LIBROS C | ADMINISTRATIVO | 15,039 | 12,654 | 15,211 | 3 | 3 | 3 | | | 45,117 | 37,963 | 45,634 | 128,713 |
| ✓ ✓ ✓ | SIND 3681 SECRETARIA DE FUNCIONARIO A | ADMINISTRATIVO | 20,054 | 16,332 | 18,558 | 36 | 36 | 37 | | | 721,955 | 587,945 | 686,638 | 1,996,538 |
| ✓ ✓ ✓ | SIND 3682 SECRETARIA DE FUNCIONARIO B | ADMINISTRATIVO | 21,222 | 18,065 | 20,863 | 18 | 18 | 18 | | | 382,002 | 325,167 | 375,528 | 1,082,696 |
| ✓ ✓ ✓ | SIND 3683 SECRETARIA DE FUNCIONARIO C | ADMINISTRATIVO | 24,134 | 19,536 | 22,923 | 20 | 20 | 20 | | | 482,673 | 390,722 | 458,467 | 1,331,862 |
| ✓ ✓ ✓ | SIND 3731 TECNICO EN MANTENIMIENTO A | ADMINISTRATIVO | 14,978 | 13,684 | 16,494 | 20 | 19 | 19 | | | 299,563 | 259,994 | 313,383 | 872,940 |
| ✓ ✓ ✓ | SIND 3732 TECNICO EN MANTENIMIENTO B | ADMINISTRATIVO | 16,514 | 14,971 | 17,806 | 18 | 18 | 18 | | | 297,251 | 269,480 | 320,507 | 887,239 |
| ✓ ✓ ✓ | SIND 3733 TECNICO EN MANTENIMIENTO C | ADMINISTRATIVO | 18,154 | 16,980 | 19,104 | 12 | 12 | 12 | | | 217,844 | 203,763 | 229,246 | 650,853 |
| ✓ ✓ ✓ | SIND 3734 TECNICO EN MANTENIMIENTO D | ADMINISTRATIVO | 22,519 | 19,818 | 22,763 | 9 | 9 | 9 | | | 202,673 | 178,360 | 204,867 | 585,901 |
| ✓ ✓ ✓ | SIND 3741 TECNICO EN CONSERVACION DE EQU | ADMINISTRATIVO | 13,388 | 13,301 | 14,852 | 3 | 3 | 3 | | | 40,164 | 39,902 | 44,555 | 124,621 |
| ✓ ✓ ✓ | SIND 3742 TECNICO EN CONSERVACION DE EQU | ADMINISTRATIVO | 17,363 | 16,253 | 17,693 | 3 | 3 | 3 | | | 52,089 | 48,760 | 53,080 | 153,930 |
| ✓ ✓ ✓ | SIND 3743 TECNICO EN CONSERVACION DE EQU | ADMINISTRATIVO | 20,629 | 15,291 | 18,444 | 1 | 1 | 1 | | | 20,629 | 15,291 | 18,444 | 54,364 |
| ✓ ✓ ✓ | SIND 3744 TECNICO EN CONSERVACION DE EQU | ADMINISTRATIVO | 22,148 | 18,854 | 22,844 | 6 | 6 | 6 | | | 132,888 | 113,122 | 137,065 | 383,076 |
| ✓ ✓ ✓ | SIND 3751 TECNICO EN ELAB. DE MAT. AUDIOVIS | ADMINISTRATIVO | 14,806 | 13,618 | 16,426 | 4 | 4 | 4 | | | 59,223 | 54,470 | 65,706 | 179,399 |
| ✓ ✓ ✓ | SIND 3751 TECNICO EN ELAB. DE MAT. AUDIOVIS | ADMINISTRATIVO | 15,368 | 14,130 | 16,977 | 2 | 2 | 2 | | | 30,736 | 28,260 | 33,953 | 92,949 |
| ✓ ✓ ✓ | SIND 3753 TECNICO EN ELAB. DE MAT. AUDIOVIS | ADMINISTRATIVO | 19,387 | 16,801 | 19,171 | 4 | 4 | 4 | | | 77,547 | 67,202 | 76,686 | 221,435 |
| ✓ ✓ ✓ | SIND 3761 TECNICO EN PRESUPUESTO A | ADMINISTRATIVO | 18,572 | 16,657 | 19,137 | 6 | 6 | 6 | | | 111,432 | 99,943 | 114,824 | 326,200 |
| ✓ ✓ ✓ | SIND 3762 TECNICO EN PRESUPUESTO B | ADMINISTRATIVO | 17,836 | 17,857 | 19,213 | 4 | 4 | 4 | | | 71,345 | 71,429 | 78,853 | 219,628 |
| ✓ ✓ ✓ | SIND 3763 TECNICO EN PRESUPUESTO C | ADMINISTRATIVO | 21,839 | 19,696 | 22,989 | 22 | 22 | 22 | | | 480,457 | 433,307 | 505,748 | 1,419,512 |
| ✓ ✓ ✓ | SIND 3772 TECNICO EN LA PREP. DE PROD. CAR | ADMINISTRATIVO | 15,446 | 14,200 | 17,118 | 1 | 1 | 1 | | | 15,446 | 14,200 | 17,118 | 46,764 |
| ✓ ✓ ✓ | SIND 3782 TRACTORISTA B | ADMINISTRATIVO | 14,777 | 13,568 | 16,369 | 1 | 1 | 1 | | | 14,777 | 13,568 | 16,369 | 44,714 |
| ✓ ✓ ✓ | SIND 3783 TRACTORISTA C | ADMINISTRATIVO | 15,336 | 14,138 | 17,006 | 3 | 3 | 3 | | | 46,008 | 42,415 | 51,017 | 139,440 |
| ✓ ✓ ✓ | SIND 3791 VELADOR A | ADMINISTRATIVO | 11,308 | 10,186 | 11,740 | 14 | 14 | 15 | | | 158,316 | 142,608 | 176,106 | 477,029 |
| ✓ ✓ ✓ | SIND 3792 VELADOR B | ADMINISTRATIVO | 12,880 | 11,598 | 13,980 | 15 | 15 | 15 | | | 193,207 | 173,964 | 209,695 | 576,865 |

Fracción II



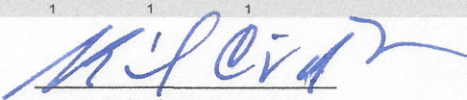
SEGUNDO TRIMESTRE 2020

| Universidad / Institución | Estructura de la Plantilla | | | | | | | | | SEGUNDO TRIMESTRE 2020 | | | | |
|---------------------------|---|------------------------|------------------------------|---------|---------|------------------|------|-------|-------------------------|------------------------|-------------------------------------|-----------|-----------|------------------------|
| | Categoría | Tipo de personal | Costo unitario bruto (pesos) | | | Número de plazas | | | Responsabilidad laboral | Ubicación | Costo total de la plantilla (Pesos) | | | |
| | | | Abril | Mayo | Junio | Abril | Mayo | Junio | | | Abril | Mayo | Junio | Acumulado abril a jun. |
| ✓ ✓ ✓ | SIND 3793 VELADOR C | ADMINISTRATIVO | 13,509 | 12,307 | 14,631 | 31 | 31 | 31 | | | 418,791 | 381,525 | 453,573 | 1,253,889 |
| ✓ ✓ ✓ | SIND 3801 CAMAROGRAFO A | ADMINISTRATIVO | 12,843 | 11,828 | 14,326 | 2 | 2 | 2 | | | 25,685 | 23,655 | 28,652 | 77,993 |
| ✓ ✓ ✓ | SIND 3802 CAMAROGRAFO B | ADMINISTRATIVO | 18,316 | 21,516 | 23,242 | 2 | 2 | 2 | | | 36,632 | 43,031 | 46,484 | 126,147 |
| ✓ ✓ ✓ | SIND 3803 CAMAROGRAFO C | ADMINISTRATIVO | 21,116 | 19,385 | 23,388 | 2 | 2 | 2 | | | 42,233 | 38,770 | 46,777 | 127,780 |
| ✓ ✓ ✓ | SIND 3811 OFICIAL ADMTIVO BILINGUE A | ADMINISTRATIVO | 12,148 | 11,192 | 17,024 | 1 | 1 | 1 | | | 12,148 | 11,192 | 17,024 | 40,365 |
| ✓ ✓ ✓ | SIND 3812 OFICIAL ADMTIVO. BILINGUE B | ADMINISTRATIVO | 18,994 | 13,772 | 16,577 | 2 | 2 | 2 | | | 37,987 | 27,544 | 33,153 | 98,685 |
| ✓ ✓ ✓ | SIND 3813 OFICIAL ADMTIVO. BILINGUE C | ADMINISTRATIVO | 20,729 | 15,349 | 18,454 | 1 | 1 | 1 | | | 20,729 | 15,349 | 18,454 | 54,533 |
| ✓ ✓ ✓ | SIND 3821 VIGILANTE A | ADMINISTRATIVO | 12,984 | 11,548 | 13,681 | 53 | 53 | 53 | | | 688,143 | 612,018 | 725,090 | 2,025,250 |
| ✓ ✓ ✓ | SIND 3822 VIGILANTE B | ADMINISTRATIVO | 14,133 | 13,073 | 15,305 | 12 | 12 | 12 | | | 169,600 | 156,877 | 183,662 | 510,139 |
| ✓ ✓ ✓ | SIND 3823 VIGILANTE C | ADMINISTRATIVO | 14,755 | 14,793 | 16,349 | 3 | 3 | 3 | | | 44,264 | 44,380 | 49,048 | 137,692 |
| ✓ ✓ ✓ | CONF 4051 CHOFER | ADMINISTRATIVO | 0 | 0 | 0 | 0 | 0 | 0 | | | 0 | 0 | 0 | 0 |
| ✓ ✓ ✓ | CONF 4211 TECNICO EN SOLDADURA Y EQ. HERF | ADMINISTRATIVO | 17,839 | 16,580 | 19,976 | 1 | 1 | 1 | | | 17,839 | 16,580 | 19,976 | 54,395 |
| ✓ ✓ ✓ | CONF 4351 COORDINADOR | ADMINISTRATIVO | 4,146 | 3,263 | 3,970 | 1 | 1 | 1 | | | 4,146 | 3,263 | 3,970 | 11,379 |
| ✓ ✓ ✓ | CONF 4361 ENTRENADOR A | ADMINISTRATIVO | 3,573 | 2,800 | 3,242 | 1 | 1 | 1 | | | 3,573 | 2,800 | 3,242 | 9,616 |
| ✓ ✓ ✓ | CONF 4362 ENTRENADOR B | ADMINISTRATIVO | 5,978 | 8,456 | 5,659 | 1 | 1 | 1 | | | 5,978 | 8,456 | 5,659 | 20,093 |
| ✓ ✓ ✓ | CONF 4364 ENTRENADOR D | ADMINISTRATIVO | 7,314 | 5,660 | 6,888 | 1 | 1 | 1 | | | 7,314 | 5,660 | 6,888 | 19,862 |
| ✓ ✓ ✓ | CONF 4391 AUX. DE INTENDENCIA JORNADA REC | ADMINISTRATIVO | 0 | 0 | 0 | 0 | 0 | 0 | | | 0 | 0 | 0 | 0 |
| ✓ ✓ ✓ | CONF 4421 ENTRENADOR DE 1/2 TIEMPO | ADMINISTRATIVO | 8,229 | 6,476 | 7,878 | 1 | 1 | 1 | | | 8,229 | 6,476 | 7,878 | 22,583 |
| ✓ ✓ ✓ | CONF 4521 ENC. DE MANTENIMIENTO | ADMINISTRATIVO | 14,161 | 12,990 | 15,674 | 1 | 1 | 1 | | | 14,161 | 12,990 | 15,674 | 42,826 |
| ✓ ✓ ✓ | CONF 4531 HABILITADOR BIBLIOGRAFICO | ADMINISTRATIVO | 11,354 | 13,362 | 12,616 | 1 | 1 | 1 | | | 11,354 | 13,362 | 12,616 | 37,331 |
| ✓ ✓ ✓ | CONF 4601 INTENDENTE GENERAL | ADMINISTRATIVO | 17,346 | 15,014 | 16,205 | 3 | 3 | 3 | | | 52,039 | 45,043 | 48,615 | 145,697 |
| ✓ ✓ ✓ | CONF 4641 ENTRENADOR DE ATLETISMO | ADMINISTRATIVO | 12,661 | 12,141 | 11,980 | 2 | 2 | 2 | | | 25,323 | 24,283 | 23,961 | 73,566 |
| ✓ ✓ ✓ | CONF 4661 ENTRENADOR DE FUT BOL | ADMINISTRATIVO | 11,830 | 9,102 | 11,069 | 1 | 1 | 1 | | | 11,830 | 9,102 | 11,069 | 32,001 |
| ✓ ✓ ✓ | CONF 4911 MEDICO | ADMINISTRATIVO | 15,117 | 12,074 | 14,561 | 2 | 2 | 2 | | | 30,234 | 24,148 | 29,122 | 83,504 |
| ✓ ✓ ✓ | 6 /B ABOGADO GENERAL | MANDO MEDIO Y SUPERIOR | 75,726 | 57,422 | 69,931 | 1 | 1 | 1 | | | 75,726 | 57,422 | 69,931 | 203,079 |
| ✓ ✓ ✓ | 6 /B CONTRALOR GENERAL | MANDO MEDIO Y SUPERIOR | 84,089 | 64,893 | 78,923 | 1 | 1 | 1 | | | 84,089 | 64,893 | 78,923 | 227,904 |
| ✓ ✓ ✓ | 9 /B DIRECTOR GENERAL ADMINISTRATIVO | MANDO MEDIO Y SUPERIOR | 62,237 | 42,964 | 46,441 | 13 | 13 | 14 | | | 809,080 | 558,526 | 650,170 | 2,017,777 |
| ✓ ✓ ✓ | ANALISTA PROGRAMADOR H | MANDO MEDIO Y SUPERIOR | 49,464 | 38,927 | 47,355 | 8 | 8 | 8 | | | 395,711 | 311,416 | 378,839 | 1,085,968 |
| ✓ ✓ ✓ | 7 /B DIRECTOR ACADEMICO DE FACULTAD | MANDO MEDIO Y SUPERIOR | 65,595 | 51,111 | 62,110 | 24 | 24 | 24 | | | 1,574,272 | 1,226,674 | 1,490,644 | 4,291,590 |
| ✓ ✓ ✓ | 17 /B JEFE DE UNIDAD | MANDO MEDIO Y SUPERIOR | 22,029 | 17,083 | 20,805 | 7 | 7 | 7 | | | 154,200 | 119,579 | 145,633 | 419,411 |
| ✓ ✓ ✓ | 15 /B JEFE DE DEPARTAMENTO ADMINISTRATIVO | MANDO MEDIO Y SUPERIOR | 45,672 | 36,924 | 39,596 | 43 | 45 | 47 | | | 1,963,907 | 1,661,594 | 1,861,023 | 5,486,523 |
| ✓ ✓ ✓ | JEFE DE DEPTO. ADMIVO. B | MANDO MEDIO Y SUPERIOR | 37,663 | 27,672 | 30,692 | 15 | 15 | 16 | | | 564,944 | 415,086 | 491,078 | 1,471,108 |
| ✓ ✓ ✓ | JEFE DE DEPTO. ADMIVO. A | MANDO MEDIO Y SUPERIOR | 34,417 | 28,421 | 28,767 | 17 | 18 | 18 | | | 585,084 | 511,584 | 517,797 | 1,614,465 |
| ✓ ✓ ✓ | 13 /B JEFE DE DEPARTAMENTO ACADEMICO | MANDO MEDIO Y SUPERIOR | 52,086 | 40,453 | 49,213 | 1 | 1 | 1 | | | 52,086 | 40,453 | 49,213 | 141,753 |
| ✓ ✓ ✓ | 1 /B RECTOR | MANDO MEDIO Y SUPERIOR | 189,552 | 148,426 | 180,579 | 1 | 1 | 1 | | | 189,552 | 148,426 | 180,579 | 518,557 |
| ✓ ✓ ✓ | 5 /B SECRETARIO GENERAL ACADEMICO | MANDO MEDIO Y SUPERIOR | 124,825 | 98,971 | 120,208 | 1 | 1 | 1 | | | 124,825 | 98,971 | 120,208 | 344,004 |
| ✓ ✓ ✓ | 6 /B SECRETARIO GENERAL ADMINISTRATIVO | MANDO MEDIO Y SUPERIOR | 120,577 | 94,416 | 114,869 | 1 | 1 | 1 | | | 120,577 | 94,416 | 114,869 | 329,862 |
| ✓ ✓ ✓ | SECRETARIO AUXILIAR | MANDO MEDIO Y SUPERIOR | 96,633 | 76,100 | 92,569 | 1 | 1 | 1 | | | 96,633 | 76,100 | 92,569 | 265,301 |
| ✓ ✓ ✓ | SECRETARIO DE DIFUSION CULTURAL | MANDO MEDIO Y SUPERIOR | 113,439 | 88,040 | 107,141 | 1 | 1 | 1 | | | 113,439 | 88,040 | 107,141 | 308,620 |
| ✓ ✓ ✓ | 11 /B SECRETARIO ADMINISTRATIVO | MANDO MEDIO Y SUPERIOR | 42,359 | 32,901 | 39,695 | 65 | 65 | 65 | | | 2,753,308 | 2,138,573 | 2,580,206 | 7,472,088 |
| ✓ ✓ ✓ | 4 /B SECRETARIO GENERAL | MANDO MEDIO Y SUPERIOR | 135,997 | 107,292 | 130,504 | 1 | 1 | 1 | | | 135,997 | 107,292 | 130,504 | 373,793 |
| ✓ ✓ ✓ | 10 /B SECRETARIO PARTICULAR DEL RECTOR | MANDO MEDIO Y SUPERIOR | 88,270 | 68,628 | 83,498 | 1 | 1 | 1 | | | 88,270 | 68,628 | 83,498 | 240,396 |
| ✓ ✓ ✓ | 12 /B SUBDIRECTOR ADMINISTRATIVO | MANDO MEDIO Y SUPERIOR | 56,821 | 36,150 | 45,605 | 10 | 11 | 9 | | | 568,207 | 397,650 | 410,442 | 1,376,300 |
| ✓ ✓ ✓ | 10 /B SUBDIRECTOR ACADEMICO | MANDO MEDIO Y SUPERIOR | 52,179 | 40,563 | 49,403 | 10 | 10 | 10 | | | 521,789 | 405,632 | 494,029 | 1,421,450 |
| ✓ ✓ ✓ | 6 /B TESORERO GENERAL | MANDO MEDIO Y SUPERIOR | 119,072 | 92,411 | 112,460 | 1 | 1 | 1 | | | 119,072 | 92,411 | 112,460 | 323,943 |

Fracción II

Estructura de la Plantilla

SEGUNDO TRIMESTRE 2020

| Universidad / Institución | Categoría | Tipo de personal | Costo unitario bruto (pesos) | | | Número de plazas | | | Responsabilidad laboral | Ubicación | Costo total de la plantilla (Pesos) | | | |
|--|--------------------------------|------------------------|------------------------------|--------------|------------------------|------------------|--------|--------|-------------------------|-----------|---|----------------|----------------|------------------------|
| | | | Abril | Mayo | Junio | Abril | Mayo | Junio | | | Abril | Mayo | Junio | Acumulado abril a jun. |
| | | | ✓ ✓ ✓ | VICE-REGENTE | MANDO MEDIO Y SUPERIOR | 50,250 | 38,812 | 47,243 | | | 1 | 1 | 1 | |
| ✓ ✓ ✓ | ASESOR JURIDICO | MANDO MEDIO Y SUPERIOR | 35,435 | 27,250 | 33,230 | 3 | 3 | 3 | | | 106,305 | 81,751 | 99,690 | 287,747 |
| ✓ ✓ ✓ | 16 /B SUBJEFE | MANDO MEDIO Y SUPERIOR | 29,127 | 22,220 | 27,033 | 1 | 1 | 1 | | | 29,127 | 22,220 | 27,033 | 78,379 |
| ✓ ✓ ✓ | 10 /B COORDINADOR ACADEMICO | MANDO MEDIO Y SUPERIOR | 94,234 | 46,779 | 56,461 | 4 | 4 | 4 | | | 376,936 | 187,117 | 225,843 | 789,896 |
| ✓ ✓ ✓ | 8 /B COORDINADOR GENERAL | MANDO MEDIO Y SUPERIOR | 120,577 | 94,416 | 114,817 | 1 | 1 | 1 | | | 120,577 | 94,416 | 114,817 | 329,810 |
| ✓ ✓ ✓ | 12 /B COORDINADOR DE SERVICIOS | MANDO MEDIO Y SUPERIOR | 31,114 | 24,186 | 29,414 | 4 | 4 | 4 | | | 124,456 | 96,745 | 117,658 | 338,859 |
| ✓ ✓ ✓ | BIBLIOTECARIO TITULAR | MANDO MEDIO Y SUPERIOR | 42,044 | 33,088 | 40,251 | 1 | 1 | 1 | | | 42,044 | 33,088 | 40,251 | 115,383 |
| | | | | | | | | | | | 162,856,341.92 | 150,527,505.73 | 136,379,404.72 | 449,763,252.37 |
|  DR. RODRIGO GÓMEZ MONGE TESORERO | | | | | | | | | | | 2do. TRIMESTRE DE ABRIL A JUNIO DE 2020 (MILES PESOS) | | | 449,763.25 |
|  MTRO. JULIO VARGAS MEDINA DIRECTOR DE PLANEACIÓN | | | | | | | | | | | ACUMULADO A JUNIO 2020 | | | 859,245.19 |
|  DR. RAÚL CÁRDENAS NAVARRO RECTOR | | | | | | | | | | | | | | |

DESTINO DE LOS RECURSOS FEDERALES QUE RECIBEN UNIVERSIDADES E INSTITUCIONES DE EDUCACIÓN MEDIA SUPERIOR Y SUPERIOR

En términos del artículo 39, fracción III, del Decreto de Presupuesto de Egresos de la Federación para el Ejercicio Fiscal 2020

Desglose del gasto corriente de operación

La información presentada es acumulada al periodo que se reporta

Abril- junio 2020

| Fracción III | | | | | | | | | | SEGUNDO TRIMESTRE 2020 | | | |
|------------------------------|---|--------------------------|----------|-----------|---------------------|-----------|-----------|-----------|-----------|------------------------|------------------------|------------|-------------|
| Universidad / Institución | Programa | Materiales y Suministros | | | Servicios Generales | | | Otros | | | ACUMULADO A JUNIO 2020 | | |
| | | Abril | Mayo | Junio | Abril | Mayo | Junio | Abril | Mayo | Junio | Enero-Abril | Enero-Mayo | Enero-Junio |
| U. Michoacana de S. N. de H. | SUBSIDIOS FEDERALES PARA ORGANISMOS DESCENTRALIZADOS ESTATALES U006 | 588.63 | 3,933.82 | 11,240.27 | 5,002.02 | 7,377.56 | 11,944.78 | 3,105.41 | 6,236.27 | 6,311.57 | 59,785.94 | 77,333.59 | 106,830.21 |
| √ √ √ | CARRERA DOCENTE U040 | 0.00 | 0.00 | 0.00 | 0.00 | 0.00 | 0.00 | 0.00 | 0.00 | 0.00 | 0.00 | 0.00 | 0.00 |
| √ √ √ | APOYOS A CENTROS Y ORGANIZACIONES DE EDUCACIÓN U080 | 0.00 | 0.00 | 0.00 | 0.00 | 0.00 | 0.00 | 0.00 | 0.00 | 0.00 | 0.00 | 0.00 | 0.00 |
| √ √ √ | PROGRAMA PARA EL DESARROLLO PROFESIONAL DOCENTE (PRODEP) S247 | 0.00 | 0.00 | 0.00 | 0.00 | 0.00 | 0.00 | 0.00 | 0.00 | 0.00 | 0.00 | 0.00 | 0.00 |
| √ √ √ | PROGRAMA FORTALECIMIENTO A LA EXCELENCIA EDUCATIVA (PROFEXE) S300 | 0.00 | 0.00 | 0.00 | 0.00 | 0.00 | 0.00 | 0.00 | 0.00 | 0.00 | 0.00 | 0.00 | 0.00 |
| √ √ √ | AAA | 0.00 | 0.00 | 0.00 | 0.00 | 0.00 | 0.00 | 0.00 | 0.00 | 0.00 | 0.00 | 0.00 | 0.00 |
| √ √ √ | BBB | 0.00 | 0.00 | 0.00 | 0.00 | 0.00 | 0.00 | 0.00 | 0.00 | 0.00 | 0.00 | 0.00 | 0.00 |
| | SUMA DEL MES | 588.63 | 3,933.82 | 11,240.27 | 5,002.02 | 7,377.56 | 11,944.78 | 3,105.41 | 6,236.27 | 6,311.57 | 59,785.94 | 77,333.59 | 106,830.21 |
| | SUMAS ACUMULADAS | 588.63 | 4,522.45 | 15,762.72 | 20,764.74 | 28,142.30 | 40,087.08 | 43,192.49 | 49,428.76 | 55,740.33 | 8,696.06 | 26,243.71 | 55,740.33 |
| | ACUMULADO DEL TRIMESTRE | | | 15,762.72 | | | 24,324.36 | | | 15,653.25 | | | 55,740.33 |


U. Michoacana de S. N. de H.

al 30 de junio de 2020


(Miles de pesos)

ESTADO DE ACTIVIDADES

| INGRESOS | JUNIO | | ACUMULADO | |
|---------------------------|-------------------|----------------|---------------------|----------------|
| | | | ENE. A JUN. 2020 | |
| RECURSOS FEDERALES | 653,473.75 | 100.00% | 1,179,096.00 | 100.00% |
| RECURSOS PROPIOS | | 0.00% | 0.00 | 0.00% |
| OTROS | | 0.00% | 0.00 | 0.00% |
| TOTAL DE INGRESOS | <u>653,473.75</u> | 100.00% | <u>1,179,096.00</u> | 100.00% |
| EGRESOS | | | | |
| PLANTILLA | 449,763.25 | 88.97% | 859,245.19 | 0.00% |
| MATERIALES SUMINISTROS | 15,762.72 | 3.12% | 28,665.19 | 0.00% |
| GASTOS GENERALES | 24,324.36 | 4.81% | 40,853.77 | 0.00% |
| OTROS | 15,653.25 | 3.10% | 37,311.26 | 0.00% |
| TOTAL DE EGRESOS | <u>505,503.58</u> | 100.00% | <u>966,075.40</u> | 0.00% |
| UTILIDAD O PÉRDIDA | <u>147,970.16</u> | 22.64% | <u>213,020.60</u> | 18.07% |



Dr. Rodrigo Gómez Monge



Dr. Raúl Cárdenas Navarro

NOTA:

La información presentada en este formato, no exime la entrega del informe financiero trimestral

DESTINO DE LOS RECURSOS FEDERALES QUE RECIBEN UNIVERSIDADES E INSTITUCIONES DE EDUCACIÓN MEDIA SUPERIOR Y SUPERIOR

En términos del artículo 39, fracción V, del Decreto de Presupuesto de Egresos de la Federación para el Ejercicio Fiscal 2020

Información desagregada sobre matrícula

La información presentada es acumulada al periodo que se reporta

Abril-junio 2020

| | |
|---------------------------|------------------------------|
| Universidad / Institución | U. Michoacana de S. N. de H. |
|---------------------------|------------------------------|

| CONSOLIDADO | | | |
|--------------------------------|-------------------|--------------|--------------|
| Nivel Educativo | Número de Alumnos | | |
| | Primer Ingreso | Reingreso | Total |
| Medio Superior | 43 | 8388 | 8431 |
| Técnico Superior Universitario | 0 | 2 | 2 |
| Licenciatura | 2895 | 32234 | 35129 |
| Especialidad | 8 | 30 | 38 |
| Maestría | 213 | 883 | 1096 |
| Doctorado | 73 | 496 | 569 |
| Otros | | | 0 |
| : | | | 0 |
| : | | | 0 |
| : | | | 0 |
| : | | | 0 |
| TOTAL | 3232 | 42033 | 45265 |

| Nivel Educativo | Escuela/Facultad/Centro | Municipio | Programa/Carrera | Número de Alumnos | | | Tipo de Servicio o Subsistema |
|-----------------|---|-----------|---|-------------------|-----------|-------|-------------------------------|
| | | | | Primer Ingreso | Reingreso | Total | |
| Doctorado | Facultad de Arquitectura | Morelia | Doctorado en Arquitectura | 5 | 5 | 10 | Autónomo |
| Doctorado | Facultad de Biología | Morelia | Doctorado en Ciencias Biológicas | 4 | 67 | 71 | Autónomo |
| Doctorado | Facultad de Ciencias Físico Matemáticas "Mat. Luis Manuel Rivera Gutiérrez" | Morelia | Doctorado en Ciencias en Ingeniería Físic | 2 | 26 | 28 | Autónomo |
| Doctorado | Facultad de Contaduría y Ciencias Admin | Morelia | Doctorado en Administración | 0 | 34 | 34 | Autónomo |
| Doctorado | Facultad de Derecho y Ciencias Sociales | Morelia | Doctorado en Derecho | 0 | 8 | 8 | Autónomo |
| Doctorado | Facultad de Economía "Vasco de Quiroga | Morelia | Doctorado en Ciencias en Desarrollo Sust | 0 | 11 | 11 | Autónomo |
| Doctorado | Facultad de Economía "Vasco de Quiroga | Morelia | Doctorado en Desarrollo y Sustentabilidad | 0 | 10 | 10 | Autónomo |
| Doctorado | Facultad de Economía "Vasco de Quiroga | Morelia | Doctorado en Economía Social Solidaria. | 0 | 7 | 7 | Autónomo |
| Doctorado | Facultad de Ingeniería Eléctrica | Morelia | Doctorado en Ciencias en Ingeniería Eléct | 3 | 11 | 14 | Autónomo |
| Doctorado | Facultad de Ingeniería en Tecnología de I | Morelia | Doctorado en Ciencias y Tecnología de la | 0 | 11 | 11 | Autónomo |
| Doctorado | Facultad de Ingeniería Mecánica | Morelia | Doctorado en Ciencias en Ingeniería Mec | 5 | 35 | 40 | Autónomo |
| Doctorado | Facultad de Ingeniería Química | Morelia | Doctorado en Ciencias en Ingeniería Quím | 5 | 42 | 47 | Autónomo |

DESTINO DE LOS RECURSOS FEDERALES QUE RECIBEN UNIVERSIDADES E INSTITUCIONES DE EDUCACIÓN MEDIA SUPERIOR Y SUPERIOR

En términos del artículo 39, fracción V, del Decreto de Presupuesto de Egresos de la Federación para el Ejercicio Fiscal 2020

Información desagregada sobre matrícula

La información presentada es acumulada al periodo que se reporta

Abril-junio 2020

| | | | | | | | |
|---------------------------|------------------------------|--|--|--|--|--|--|
| Universidad / Institución | U. Michoacana de S. N. de H. | | | | | | |
|---------------------------|------------------------------|--|--|--|--|--|--|

| | | | | | | | |
|-----------|--|---------|--|----|----|-----------|----------|
| Doctorado | Facultad de Letras | Morelia | Doctorado en Arte y Cultura | 0 | 16 | 16 | Autónomo |
| Doctorado | Facultad de Psicología | Morelia | Doctorado en Psicología | 2 | 5 | 7 | Autónomo |
| Doctorado | Instituto de Física y Matemáticas | Morelia | Doctorado en Ciencias en el Área de Física | 1 | 19 | 20 | Autónomo |
| Doctorado | Instituto de Física y Matemáticas | Morelia | Doctorado en Ciencias Matemáticas | 2 | 10 | 12 | Autónomo |
| Doctorado | Instituto de Investigación en Metalurgia | Morelia | Doctorado en Ciencias en Metalurgia y Ciencias de los Materiales | 8 | 38 | 46 | Autónomo |
| Doctorado | Instituto de Investigaciones Económicas y Sociales | Morelia | Doctorado en Ciencias del Desarrollo Regional | 7 | 17 | 24 | Autónomo |
| Doctorado | Instituto de Investigaciones Económicas y Sociales | Morelia | Doctorado en Ciencias en Negocios Internacionales | 9 | 25 | 34 | Autónomo |
| Doctorado | Instituto de Investigaciones Económicas y Sociales | Morelia | Doctorado en Políticas Públicas | 11 | 29 | 40 | Autónomo |
| Doctorado | Instituto de Investigaciones Filosóficas "U" | Morelia | Doctorado en Filosofía | 0 | 30 | 30 | Autónomo |
| Doctorado | Instituto de Investigaciones Históricas | Morelia | Doctorado en Historia | 0 | 14 | 14 | Autónomo |
| Doctorado | Instituto de Investigaciones Químico Biológicas | Morelia | Doctorado en Ciencias en Biología Experimental | 3 | 4 | 7 | Autónomo |