



Universidad Michoacana de San Nicolás de Hidalgo

S.E.P. SUBSECRETARÍA DE EDUCACIÓN SUPERIOR  
**RECIBIDO**  
15 OCT. 2013  
DIRECCIÓN GENERAL DE EDUCACIÓN SUPERIOR UNIVERSITARIA  
DIRECCIÓN DE SUBSIDIOS A UNIVERSIDADES

AGUAS

**TESORERIA**  
Of.No.0395/2013

**Dr. Salvador Malo Alvarez,**  
Director General de Educación Superior Universitaria.  
Subsecretaría de Educación Superior.  
Secretaría de Educación Pública.  
Presente.

S.E.P. SUBSECRETARÍA DE EDUCACIÓN SUPERIOR  
**RECIBIDO**  
15 OCT. 2013  
DIRECCIÓN GENERAL DE EDUCACIÓN SUPERIOR UNIVERSITARIA

Por instrucciones del Dr.Salvador Jara Guerrero, Rector de la Universidad Michoacana de San Nicolás de Hidalgo, en los términos del Art.43 del Decreto de Presupuesto de Egresos de la Federación Ejercicio Fiscal 2013, anexo al presente remito a Usted los informes señalados en dichos numerales, correspondientes al Trimestre de **Julio a Septiembre 2013**, en formatos y archivo electrónico.

Sin otro particular, le reitero las seguridades de mi consideración y respeto.

Atentamente  
Morelia, Mich., a 15 de Octubre de 2013.

**El Tesorero**

**C.P.C. Horacio Guillermo Díaz Mora**

U.M.S.N.H.  
RECTORIA  
17 OCT. 2013  
**RECIBIDO**

S.E.P.  
S.E.S.  
**RECIBIDO**  
15 OCT 2013  
OFICINA DE PARTES  
HORA: \_\_\_\_\_

C.c.p. el Dr. Fernando Serrano Migallón, Subsecretario de Educación Superior. Para su conocimiento.  
C.c.p. el C.P.José Francisco Varela del Rivero, Director de Subsidios a Universidades. Mismo fin.  
C.c.p. el Dr. Salvador Jara Guerrero, Rector de la U.M.S.N.H. Mismo fin.  
C.c.p. el Dr. José Luis Chávez Chávez, Contralor de la Universidad. Mismo fin.  
C.c.p. minutario  
C.c.p. expediente  
HGDM/ARA/cbr

U.M.S.N.H.  
CONTRALORIA  
17 OCT. 2013  
**RECIBIDO**

**TESORERÍA**

DESTINO DE LOS RECURSOS FEDERALES QUE RECIBEN UNIVERSIDADES E INSTITUCIONES DE EDUCACIÓN MEDIA SUPERIOR Y SUPERIOR

En términos del artículo 43, fracción I del Decreto de Presupuesto de Egresos de la Federación, al Ejercicio Fiscal 2013

Programas y cumplimiento de metas

La información presentada es acumulada al periodo que se reporta

Enero- Diciembre 2013

| Universidad / Institución                               | Programas PEF/2012                             | R<br>-<br>M<br>E<br>N<br>S<br>U<br>A<br>L | Fracción I   |             |            |                                  |  |              |        |                                  |  |                |           |                                  |  | Metas alcanzadas en este Periodo |          |
|---|--|---|--|-------------|------------|----------------------------------|--|--------------|--------|----------------------------------|--|----------------|-----------|----------------------------------|--|----------------------------------|----------|
|   |  |   | PRIMER TRIMESTRE DEL 2013                                  |             |            |                                  | SEGUNDO TRIMESTRE DEL 2013                                 |              |        |                                  | TERCER TRIMESTRE 2013                                      |                |           | CUARTO TRIMESTRE DEL 2013        |  |                                  |          |
|   |  |   | LOS PROGRAMAS A LOS QUE SE DESTINEN LOS RECURSOS FEDERALES |             |            | Metas alcanzadas en este Periodo | LOS PROGRAMAS A LOS QUE SE DESTINEN LOS RECURSOS FEDERALES |              |        | Metas alcanzadas en este Periodo | LOS PROGRAMAS A LOS QUE SE DESTINEN LOS RECURSOS FEDERALES |                |           | Metas alcanzadas en este Periodo | LOS PROGRAMAS A LOS QUE SE DESTINEN LOS RECURSOS FEDERALES |                                  |          |
| Enero   | Enero-febrero                                  | Enero-marzo                               |  | Enero-Abril | Enero-Mayo | Enero-Junio                      |  | Enero- Julio | Agosto | Septiembre                       |  | Enero- Octubre | Noviembre | Diciembre                        |  |                                  |          |
| <b>UNIVERSIDAD MICHOACANA DE SAN NICOLAS DE HIDALGO</b> |  |   |  |             |            |                                  |  |              |        |                                  |  |                |           |                                  |  |                                  |          |
|   | SUBSIDIO ORDINARIO                             | R/M                                       | 175.41   | 263.42      | 395.14     |                                  | 439.04   | 526.80       | 702.46 |                                  | 790.27   | 878.08         | 921.98    |                                  | 921.98   | 921.98                           | 921.98   |
|   |  | R/M                                       | 175.41   | 88.02       | 131.71     |                                  | 43.90  | 87.76        | 175.66 |                                  | 87.81  | 87.81          | 43.90     |                                  | -  | -                                | -        |
| ✓ ✓ ✓   | FONDO PARA ELEVAR LA CALIDAD UPES              | R/M                                       | -  | -           | -          |                                  | -  | -            | -      |                                  | -  | -              | -         |                                  | -  | -                                | -        |
| ✓ ✓ ✓   | FONDO SANEAMIENTO FINANCIERO                   | R/M                                       | -  | -           | -          |                                  | -  | -            | -      |                                  | 26.41  | 26.41          | 26.41     |                                  | 26.41  | 26.41                            | 26.41    |
| ✓ ✓ ✓   | FONDO ATENCIÓN PROBLEMAS ESTRUCTURALES DE UPES | R/M                                       | -  | -           | -          |                                  | -  | -            | -      |                                  | -  | -              | -         |                                  | -  | -                                | -        |
| ✓ ✓ ✓   | FONDO PARA AMPLIAR LA OFERTA EDUCATIVA         | R/M                                       | -  | -           | -          |                                  | -  | -            | -      |                                  | -  | -              | 85.29     |                                  | 85.29  | 85.29                            | 85.29    |
| ✓ ✓ ✓   | PROGRAMA DE APOYO (PADES)                      | R/M                                       | -  | -           | -          |                                  | -  | -            | -      |                                  | -  | -              | -         |                                  | -  | -                                | -        |
| ✓ ✓ ✓   | PROGRAMA DE CARRERA DOCENTE UPES               | R/M                                       | -  | -           | -          |                                  | -  | -            | -      |                                  | -  | 5.22           | 5.22      |                                  | 5.22   | 5.22                             | 5.22     |
| ✓ ✓ ✓   | PROMEP   | R/M                                       | -  | -           | -          |                                  | -  | -            | -      |                                  | 4.00   | 4.00           | 4.00      |                                  | 4.00   | 4.00                             | 4.00     |
| ✓ ✓ ✓   | (FOMES PIFI) FIUPEA                            | R/M                                       | -  | -           | -          |                                  | -  | -            | -      |                                  | -  | -              | -         |                                  | -  | -                                | -        |
| ✓ ✓ ✓   | ADICIONAL EXTRAORDINARIO                       | R/M                                       | -  | -           | -          |                                  | -  | -            | -      |                                  | -  | -              | -         |                                  | -  | -                                | -        |
| ✓ ✓ ✓   |  | R/M                                       | -  | -           | -          |                                  | -  | -            | -      |                                  | -  | -              | -         |                                  | -  | -                                | -        |
| SUMAS ACUMULADAS  |  |   | 175.41   | 263.42      | 395.14     |                                  | 439.04   | 526.80       | 702.46 |                                  | 820.68   | 913.71         | 1,042.90  |                                  | 1,042.90   | 1,042.90                         | 1,042.90 |
| SUMA DEL MES  |  |   | 175.41   | 88.02       | 131.71     |                                  | 43.90  | 87.76        | 175.66 |                                  | 118.22   | 93.03          | 129.20    | 340.44                           | 0.00   | 0.00                             | 0.00     |

  
CPC HORACIO GUILLERMO DIAZ MORA  
TESORERO

  
DR. SALVADOR GARCIA ESPINOSA  
DIRECTOR DE PLANEACIÓN

  
DR. SALVADOR JARA GUERRERO  
RECTOR

NOTA: PARA EL PRESENTE TRIMESTRE LOS INGRESOS QUE LA FEDERACIÓN HA ENVIADO A LA UNIVERSIDAD ASCIENDEN A UN MONTO DE 1,293 MILLONES DE PESOS, DE LOS CUALES LA INSTITUCION AL CIERRE DEL MES DE SEPTIEMBRE SOLO HA RECIBIDO POR PARTE DEL GOBIERNO DEL ESTADO UN MONTO DE: 1,042 MILLONES DE PESOS. RECURSOS FEDERALES QUE SE RECIBIERON INCLUYENDO SUBSIDIOS EXTRAORDINARIOS, EN EL ARTICULO 43/2013 PEF DEL PRESENTE EJERCICIO, PRESENTARSE EN LAS FRACCIONES (I, II, III, IV y V), ASI MISMO EL ÓRGANO DE CONTROL INTERNO DE LA INSTITUCIÓN SERÁ RESPONSABLE DE INFORMAR AL C. RECTOR (A) QUE SEA CORRECTA LA INFORMACIÓN RELATIVA AL DESARROLLO DE ÉSTE PROGRAMA DE LOS FONDOS DE LOS RECURSOS ASIGNADOS PEF 2013.

R/M = Recursos Federales Mensuales ( Subsidios Ordinario y Extraordinarios 2013 )

**RECURSOS FEDERALES QUE RECIBEN UNIVERSIDADES E INSTITUCIONES DE EDUCACIÓN MEDIA SUPERIOR Y SUPERIOR**  
**Costo de la plantilla de personal**  
**En términos del artículo 55, fracción II del Decreto de Presupuesto de Egresos de la Federación para el Ejercicio Fiscal 2013**  
**La información presentada es acumulada al periodo que se reporta**  
**Periodo de Julio - Septiembre / 2013**

**Fracción II TERCER TRIMESTRE 2013**

**3° 2013**

| Universidad / Institución                         | Estructura de la Plantilla |                  |                              |        |            |                  |        |            |                         |           | Costo total de la plantilla (Pesos) |            |            |                              |
|---|----------------------------|------------------|------------------------------|--------|------------|------------------|--------|------------|-------------------------|-----------|-------------------------------------|------------|------------|------------------------------|
|   | Categoría                  | Tipo de personal | Costo unitario bruto (pesos) |        |            | Número de palzas |        |            | Responsabilidad laboral | Ubicación | JULIO                               | AGOSTO     | SEPTIEMBRE | Acumulado Enero - Septiembre |
|   |                            |                  | JULIO                        | AGOSTO | SEPTIEMBRE | JULIO            | AGOSTO | SEPTIEMBRE |                         |           |                                     |            |            |                              |
| UNIVERSIDAD MICHOCACANA DE SAN NICOLAS DE HIDALGO | TC PI TITULAR "C"          | ACADEMICO        | 46,192                       | 35,666 | 35,666     | 399              | 399    | 399        |                         | MICHOACÁN | 18,430,581                          | 14,230,580 | 14,230,580 | 134,795,225                  |
|   | TC PI TITULAR "B"          | ACADEMICO        | 41,914                       | 32,934 | 32,934     | 132              | 132    | 132        |                         | MICHOACÁN | 5,532,625                           | 4,347,306  | 4,347,306  | 41,022,268                   |
|   | TC PI TITULAR "A"          | ACADEMICO        | 36,863                       | 29,277 | 29,277     | 92               | 92     | 92         |                         | MICHOACÁN | 3,391,360                           | 2,693,447  | 2,693,447  | 25,357,681                   |
|   | TC PI ASOCIADO "C"         | ACADEMICO        | 39,541                       | 32,979 | 32,979     | 66               | 66     | 66         |                         | MICHOACÁN | 2,609,684                           | 2,176,587  | 2,176,587  | 20,282,242                   |
|   | TC PI ASOCIADO "B"         | ACADEMICO        | 26,130                       | 20,273 | 20,273     | 47               | 47     | 47         |                         | MICHOACÁN | 1,228,109                           | 952,835    | 952,835    | 9,015,952                    |
|   | TC PI ASOCIADO "A"         | ACADEMICO        | 27,024                       | 21,801 | 21,801     | 19               | 19     | 19         |                         | MICHOACÁN | 513,465                             | 414,227    | 414,227    | 3,886,824                    |
|   | TC PI ASISTENTE "C"        | ACADEMICO        | 15,522                       | 11,565 | 11,565     | 3                | 3      | 3          |                         | MICHOACÁN | 46,567                              | 34,695     | 34,695     | 331,252                      |
|   | TC PI ASISTENTE "B"        | ACADEMICO        | 13,526                       | 10,078 | 10,078     | 3                | 3      | 3          |                         | MICHOACÁN | 40,579                              | 30,234     | 30,234     | 288,656                      |
|   | TC PI ASISTENTE "A"        | ACADEMICO        | 11,586                       | 8,632  | 8,632      | 3                | 3      | 3          |                         | MICHOACÁN | 34,757                              | 25,896     | 25,896     | 247,240                      |
|   | TC TA TITULAR "C"          | ACADEMICO        | 29,756                       | 22,170 | 22,170     | 73               | 73     | 73         |                         | MICHOACÁN | 2,172,164                           | 1,618,385  | 1,618,385  | 15,451,510                   |
|   | TC TA TITULAR "B"          | ACADEMICO        | 26,350                       | 19,788 | 19,788     | 48               | 48     | 48         |                         | MICHOACÁN | 1,264,816                           | 949,836    | 949,836    | 9,052,494                    |
|   | TC TA TITULAR "A"          | ACADEMICO        | 23,203                       | 17,346 | 17,346     | 45               | 45     | 45         |                         | MICHOACÁN | 1,044,149                           | 780,589    | 780,589    | 7,446,995                    |
|   | TC TA ASOCIADO "C"         | ACADEMICO        | 21,147                       | 15,769 | 15,769     | 33               | 33     | 33         |                         | MICHOACÁN | 697,856                             | 520,382    | 520,382    | 4,967,395                    |
|   | TC TA ASOCIADO "B"         | ACADEMICO        | 20,630                       | 15,741 | 15,741     | 19               | 19     | 19         |                         | MICHOACÁN | 391,971                             | 299,078    | 299,078    | 2,840,328                    |
|   | TC TA ASOCIADO "A"         | ACADEMICO        | 19,677                       | 15,232 | 15,232     | 10               | 10     | 10         |                         | MICHOACÁN | 196,766                             | 152,320    | 152,320    | 1,441,990                    |
|   | TC TA ASISTENTE "C"        | ACADEMICO        | 13,411                       | 9,992  | 9,992      | 3                | 3      | 3          |                         | MICHOACÁN | 40,232                              | 29,975     | 29,975     | 286,190                      |
|   | TC TA ASISTENTE "B"        | ACADEMICO        | 10,743                       | 8,004  | 8,004      | 3                | 3      | 3          |                         | MICHOACÁN | 32,230                              | 24,013     | 24,013     | 229,263                      |
|   | TC TA ASISTENTE "A"        | ACADEMICO        | 10,243                       | 7,632  | 7,632      | 3                | 3      | 3          |                         | MICHOACÁN | 30,730                              | 22,896     | 22,896     | 218,596                      |
|   | MT PI TITULAR "C"          | ACADEMICO        | 20,645                       | 15,381 | 15,381     | 22               | 22     | 22         |                         | MICHOACÁN | 454,179                             | 338,389    | 338,389    | 3,230,769                    |
|   | MT PI TITULAR "B"          | ACADEMICO        | 17,611                       | 13,121 | 13,121     | 30               | 30     | 30         |                         | MICHOACÁN | 528,341                             | 393,644    | 393,644    | 3,758,308                    |
|   | MT PI TITULAR "A"          | ACADEMICO        | 14,878                       | 11,085 | 11,085     | 49               | 49     | 49         |                         | MICHOACÁN | 729,030                             | 543,168    | 543,168    | 5,185,894                    |
|   | MT PI ASOCIADO "C"         | ACADEMICO        | 12,870                       | 9,589  | 9,589      | 54               | 54     | 54         |                         | MICHOACÁN | 694,953                             | 517,779    | 517,779    | 4,943,493                    |
|   | MT PI ASOCIADO "B"         | ACADEMICO        | 11,487                       | 8,558  | 8,558      | 35               | 35     | 35         |                         | MICHOACÁN | 402,034                             | 299,538    | 299,538    | 2,859,839                    |
|   | MT PI ASOCIADO "A"         | ACADEMICO        | 10,243                       | 7,632  | 7,632      | 10               | 10     | 10         |                         | MICHOACÁN | 102,435                             | 76,320     | 76,320     | 728,662                      |
|   | MT TA TITULAR "C"          | ACADEMICO        | 14,878                       | 11,085 | 11,085     | 1                | 1      | 1          |                         | MICHOACÁN | 14,878                              | 11,085     | 11,085     | 105,833                      |
|   | MT TA TITULAR "B"          | ACADEMICO        | 12,870                       | 9,589  | 9,589      | 11               | 11     | 11         |                         | MICHOACÁN | 141,565                             | 105,474    | 105,474    | 1,007,008                    |
|   | MT TA TITULAR "A"          | ACADEMICO        | 11,487                       | 8,558  | 8,558      | 17               | 17     | 17         |                         | MICHOACÁN | 195,274                             | 145,490    | 145,490    | 1,389,064                    |
|   | MT TA ASOCIADO "C"         | ACADEMICO        | 10,547                       | 7,858  | 7,858      | 24               | 24     | 24         |                         | MICHOACÁN | 253,140                             | 188,603    | 188,603    | 1,800,689                    |
|   | MT TA ASOCIADO "B"         | ACADEMICO        | 9,589                        | 7,144  | 7,144      | 32               | 32     | 32         |                         | MICHOACÁN | 306,842                             | 228,614    | 228,614    | 2,182,693                    |
|   | MT TA ASOCIADO "A"         | ACADEMICO        | 8,717                        | 6,495  | 6,495      | 43               | 43     | 43         |                         | MICHOACÁN | 374,829                             | 279,269    | 279,269    | 2,666,313                    |
|   | MT TA ASISTENTE "C"        | ACADEMICO        | 6,705                        | 4,996  | 4,996      | 47               | 47     | 47         |                         | MICHOACÁN | 315,152                             | 234,806    | 234,806    | 2,241,804                    |
|   | MT TA ASISTENTE "B"        | ACADEMICO        | 5,372                        | 4,002  | 4,002      | 33               | 33     | 33         |                         | MICHOACÁN | 177,267                             | 132,074    | 132,074    | 1,260,973                    |
|   | MT TA ASISTENTE "A"        | ACADEMICO        | 5,122                        | 3,816  | 3,816      | 13               | 13     | 13         |                         | MICHOACÁN | 66,582                              | 49,607     | 49,607     | 473,625                      |
|   | ASIGNATURA "B"             | ACADEMICO        | 594                          | 442    | 442        | 23,104           | 23,104 | 23,104     |                         | MICHOACÁN | 13,714,379                          | 10,222,825 | 10,222,825 | 97,591,912                   |
|   | ASIGNATURA "A"             | ACADEMICO        | 520                          | 387    | 387        | 1,606            | 1,606  | 1,606      |                         | MICHOACÁN | 834,915                             | 622,059    | 622,059    | 5,939,099                    |
|   | TC PI TITULAR "C"          | ACADEMICO PRO    | 41,289                       | 30,763 | 30,763     | 26               | 26     | 26         |                         | MICHOACÁN | 1,073,509                           | 799,825    | 799,825    | 7,636,322                    |
|   | TC PI TITULAR "B"          | ACADEMICO PRO    | 35,222                       | 26,243 | 26,243     | 329              | 329    | 329        |                         | MICHOACÁN | 11,588,127                          | 8,633,809  | 8,633,809  | 82,431,194                   |
|   | TC PI TITULAR "A"          | ACADEMICO PRO    | 29,756                       | 22,170 | 22,170     | 52               | 52     | 52         |                         | MICHOACÁN | 1,547,295                           | 1,152,822  | 1,152,822  | 11,006,555                   |
|   | TC PI ASOCIADO "C"         | ACADEMICO PRO    | 25,739                       | 19,177 | 19,177     | 4                | 4      | 4          |                         | MICHOACÁN | 102,957                             | 76,709     | 76,709     | 732,379                      |





## Estructura de la Plantilla


| Universidad / Institución | Categoría  | Tipo de personal | Costo unitario bruto (pesos)                      |                      |                | Número de palzas |        |            | Responsabilidad laboral | Ubicación | Costo total de la plantilla (Pesos) |         |            |                              |
|---------------------------|--|------------------|---|----------------------|----------------|------------------|--------|------------|-------------------------|-----------|-------------------------------------|---------|------------|------------------------------|
|                           |  |                  | JULIO   | AGOSTO               | SEPTIEMBRE     | JULIO            | AGOSTO | SEPTIEMBRE |                         |           | JULIO                               | AGOSTO  | SEPTIEMBRE | Acumulado Enero - Septiembre |
|                           |  |                  | UNIVERSIDAD MICHOCACANA DE SAN NICOLAS DE HIDALGO | SIND 3543 MECANICO C | ADMINISTRATIVO | 7,953            | 7,501  | 6,598      |                         |           | 1                                   | 1       | 1          | MICHOACÁN                    |
|                           | SIND 3552 MIMEOGRAFISTA B                                    | ADMINISTRATIVO   | 6,250   | 5,896                | 5,186          | 1                | 1      | 1          | MICHOACÁN               | 6,250     | 5,896                               | 5,186   | 49,511     |                              |
|                           | SIND 3553 MIMEOGRAFISTA C                                    | ADMINISTRATIVO   | 6,758   | 6,375                | 5,607          | 5                | 5      | 5          | MICHOACÁN               | 33,792    | 31,874                              | 28,036  | 267,677    |                              |
|                           | SIND 3561 OFICIAL ADMINISTRATIVO A                           | ADMINISTRATIVO   | 6,060   | 5,716                | 5,028          | 16               | 16     | 16         | MICHOACÁN               | 96,957    | 91,452                              | 80,442  | 768,019    |                              |
|                           | SIND 3562 OFICIAL ADMINISTRATIVO B                           | ADMINISTRATIVO   | 6,537   | 6,165                | 5,423          | 24               | 24     | 24         | MICHOACÁN               | 156,879   | 147,972                             | 130,157 | 1,242,671  |                              |
|                           | SIND 3563 OFICIAL ADMINISTRATIVO C                           | ADMINISTRATIVO   | 6,901   | 6,509                | 5,725          | 11               | 11     | 11         | MICHOACÁN               | 75,908    | 71,598                              | 62,978  | 601,284    |                              |
|                           | SIND 3571 OFICIAL EN ANFITEATRO A                            | ADMINISTRATIVO   | 6,250   | 5,896                | 5,186          | 186              | 186    | 186        | MICHOACÁN               | 1,162,578 | 1,096,568                           | 964,548 | 9,209,014  |                              |
|                           | SIND 3572 OFICIAL EN ANFITEATRO B                            | ADMINISTRATIVO   | 6,758   | 6,375                | 5,607          | 126              | 126    | 126        | MICHOACÁN               | 851,569   | 803,218                             | 706,516 | 6,745,453  |                              |
|                           | SIND 3573 OFICIAL EN ANFITEATRO C                            | ADMINISTRATIVO   | 7,229   | 6,819                | 5,998          | 89               | 89     | 89         | MICHOACÁN               | 643,418   | 606,886                             | 533,821 | 5,096,645  |                              |
|                           | SIND 3592 OPERADOR DE COMPUTADORA B                          | ADMINISTRATIVO   | 6,250   | 5,896                | 5,186          | 1                | 1      | 1          | MICHOACÁN               | 6,250     | 5,896                               | 5,186   | 49,511     |                              |
|                           | SIND 3593 OPERADOR DE COMPUTADORA C                          | ADMINISTRATIVO   | 7,746   | 7,307                | 6,427          | 2                | 2      | 2          | MICHOACÁN               | 15,493    | 14,613                              | 12,854  | 122,722    |                              |
|                           | SIND 3601 OPERADOR GRABADOR A                                | ADMINISTRATIVO   | 5,906   | 5,571                | 4,900          | 1                | 1      | 1          | MICHOACÁN               | 5,906     | 5,571                               | 4,900   | 46,782     |                              |
|                           | SIND 3602 OPERADOR GRABADOR B                                | ADMINISTRATIVO   | 6,250   | 5,896                | 5,186          | 2                | 2      | 2          | MICHOACÁN               | 12,501    | 11,791                              | 10,371  | 99,022     |                              |
|                           | SIND 3603 OPERADOR GRABADOR C                                | ADMINISTRATIVO   | 6,758   | 6,375                | 5,607          | 3                | 3      | 3          | MICHOACÁN               | 20,275    | 19,124                              | 16,822  | 160,606    |                              |
|                           | SIND 3611 PEON AGROPECUARIO A                                | ADMINISTRATIVO   | 5,708   | 5,384                | 4,736          | 1                | 1      | 1          | MICHOACÁN               | 5,708     | 5,384                               | 4,736   | 45,214     |                              |
|                           | SIND 3612 PEON AGROPECUARIO B                                | ADMINISTRATIVO   | 6,060   | 5,716                | 5,028          | 2                | 2      | 2          | MICHOACÁN               | 12,120    | 11,432                              | 10,055  | 96,002     |                              |
|                           | SIND 3613 PEON AGROPECUARIO C                                | ADMINISTRATIVO   | 6,250   | 5,896                | 5,186          | 1                | 1      | 1          | MICHOACÁN               | 6,250     | 5,896                               | 5,186   | 49,511     |                              |
|                           | SIND 3621 PRENSISTA A  | ADMINISTRATIVO   | 6,250   | 5,896                | 5,186          | 16               | 16     | 16         | MICHOACÁN               | 100,007   | 94,328                              | 82,972  | 792,173    |                              |
|                           | SIND 3622 PRENSISTA B  | ADMINISTRATIVO   | 6,758   | 6,375                | 5,607          | 6                | 6      | 6          | MICHOACÁN               | 40,551    | 38,248                              | 33,644  | 321,212    |                              |
|                           | SIND 3623 PRENSISTA C  | ADMINISTRATIVO   | 7,229   | 6,819                | 5,998          | 6                | 6      | 6          | MICHOACÁN               | 43,377    | 40,914                              | 35,988  | 343,594    |                              |
|                           | SIND 3631 PROGRAMADOR DE COMPUTO A                           | ADMINISTRATIVO   | 8,259   | 7,790                | 6,852          | 2                | 2      | 2          | MICHOACÁN               | 16,518    | 15,580                              | 13,704  | 130,839    |                              |
|                           | SIND 3642 PROGRAMADOR DE RADIO B                             | ADMINISTRATIVO   | 6,758   | 6,375                | 5,607          | 2                | 2      | 2          | MICHOACÁN               | 13,517    | 12,749                              | 11,215  | 107,071    |                              |
|                           | SIND 3643 PROGRAMADOR DE RADIO C                             | ADMINISTRATIVO   | 7,229   | 6,819                | 5,998          | 8                | 8      | 8          | MICHOACÁN               | 57,835    | 54,552                              | 47,984  | 458,125    |                              |
|                           | SIND 3662 REPORTERO B  | ADMINISTRATIVO   | 6,901   | 6,509                | 5,725          | 3                | 3      | 3          | MICHOACÁN               | 20,702    | 19,527                              | 17,176  | 163,987    |                              |
|                           | SIND 3671 RESTAURADOR DE LIBROS A                            | ADMINISTRATIVO   | 5,906   | 5,571                | 4,900          | 6                | 6      | 6          | MICHOACÁN               | 35,435    | 33,423                              | 29,399  | 280,691    |                              |
|                           | SIND 3672 RESTAURADOR DE LIBROS B                            | ADMINISTRATIVO   | 6,250   | 5,896                | 5,186          | 4                | 4      | 4          | MICHOACÁN               | 25,002    | 23,582                              | 20,743  | 198,043    |                              |
|                           | SIND 3673 RESTAURADOR DE LIBROS C                            | ADMINISTRATIVO   | 6,758   | 6,375                | 5,607          | 1                | 1      | 1          | MICHOACÁN               | 6,758     | 6,375                               | 5,607   | 53,535     |                              |
|                           | SIND 3681 SECRETARIA DE FUNCIONARIO A                        | ADMINISTRATIVO   | 8,259   | 7,790                | 6,852          | 3                | 3      | 3          | MICHOACÁN               | 24,776    | 23,370                              | 20,556  | 196,258    |                              |
|                           | SIND 3682 SECRETARIA DE FUNCIONARIO B                        | ADMINISTRATIVO   | 8,609   | 8,121                | 7,143          | 3                | 3      | 3          | MICHOACÁN               | 25,828    | 24,362                              | 21,429  | 204,592    |                              |
|                           | SIND 3683 SECRETARIA DE FUNCIONARIO C                        | ADMINISTRATIVO   | 9,600   | 9,055                | 7,965          | 5                | 5      | 5          | MICHOACÁN               | 48,000    | 45,274                              | 39,824  | 380,214    |                              |
|                           | SIND 3731 TECNICO EN MANTENIMIENTO A                         | ADMINISTRATIVO   | 6,901   | 6,509                | 5,725          | 46               | 46     | 46         | MICHOACÁN               | 317,434   | 299,411                             | 263,364 | 2,514,462  |                              |
|                           | SIND 3732 TECNICO EN MANTENIMIENTO B                         | ADMINISTRATIVO   | 7,385   | 6,966                | 6,127          | 12               | 12     | 12         | MICHOACÁN               | 88,625    | 83,593                              | 73,529  | 702,018    |                              |
|                           | SIND 3733 TECNICO EN MANTENIMIENTO C                         | ADMINISTRATIVO   | 7,953   | 7,501                | 6,598          | 24               | 24     | 24         | MICHOACÁN               | 190,870   | 180,032                             | 158,358 | 1,511,918  |                              |
|                           | SIND 3734 TECNICO EN MANTENIMIENTO D                         | ADMINISTRATIVO   | 10,009  | 9,441                | 8,304          | 22               | 22     | 22         | MICHOACÁN               | 220,206   | 207,703                             | 182,697 | 1,744,296  |                              |
|                           | SIND 3741 TECNICO EN CONSERVACION DE EQUIP ADMINISTRATIVO    | ADMINISTRATIVO   | 6,901   | 6,509                | 5,725          | 10               | 10     | 10         | MICHOACÁN               | 69,007    | 65,089                              | 57,253  | 546,622    |                              |
|                           | SIND 3742 TECNICO EN CONSERVACION DE EQUIP ADMINISTRATIVO    | ADMINISTRATIVO   | 7,385   | 6,966                | 6,127          | 17               | 17     | 17         | MICHOACÁN               | 125,552   | 118,423                             | 104,166 | 994,522    |                              |
|                           | SIND 3743 TECNICO EN CONSERVACION DE EQUIP ADMINISTRATIVO    | ADMINISTRATIVO   | 7,953   | 7,501                | 6,598          | 9                | 9      | 9          | MICHOACÁN               | 71,576    | 67,512                              | 59,384  | 566,969    |                              |
|                           | SIND 3744 TECNICO EN CONSERVACION DE EQUIP ADMINISTRATIVO    | ADMINISTRATIVO   | 10,009  | 9,441                | 8,304          | 4                | 4      | 4          | MICHOACÁN               | 40,037    | 37,764                              | 33,218  | 317,145    |                              |
|                           | SIND 3751 TECNICO EN ELAB. DE MAT. AUDIOVISUA ADMINISTRATIVO | ADMINISTRATIVO   | 6,901   | 6,509                | 5,725          | 3                | 3      | 3          | MICHOACÁN               | 20,702    | 19,527                              | 17,176  | 163,987    |                              |
|                           | SIND 3752 TECNICO EN ELAB. DE MAT. AUDIOVISUA ADMINISTRATIVO | ADMINISTRATIVO   | 7,385   | 6,966                | 6,127          | 2                | 2      | 2          | MICHOACÁN               | 14,771    | 13,932                              | 12,255  | 117,003    |                              |
|                           | SIND 3753 TECNICO EN ELAB. DE MAT. AUDIOVISUA ADMINISTRATIVO | ADMINISTRATIVO   | 7,953   | 7,501                | 6,598          | 5                | 5      | 5          | MICHOACÁN               | 39,765    | 37,507                              | 32,991  | 314,983    |                              |
|                           | SIND 3761 TECNICO EN PRESUPUESTO A                           | ADMINISTRATIVO   | 8,259   | 7,790                | 6,852          | 3                | 3      | 3          | MICHOACÁN               | 24,776    | 23,370                              | 20,556  | 196,258    |                              |
|                           | SIND 3763 TECNICO EN PRESUPUESTO C                           | ADMINISTRATIVO   | 9,600   | 9,055                | 7,965          | 5                | 5      | 5          | MICHOACÁN               | 48,000    | 45,274                              | 39,824  | 380,214    |                              |
|                           | SIND 3771 TECNICO EN LA PREP. DE PROD. CARNIC ADMINISTRATIVO | ADMINISTRATIVO   | 6,901   | 6,509                | 5,725          | 8                | 8      | 8          | MICHOACÁN               | 55,206    | 52,071                              | 45,802  | 437,298    |                              |
|                           | SIND 3772 TECNICO EN LA PREP. DE PROD. CARNIC ADMINISTRATIVO | ADMINISTRATIVO   | 7,385   | 6,966                | 6,127          | 4                | 4      | 4          | MICHOACÁN               | 29,542    | 27,864                              | 24,510  | 234,005    |                              |




| Estructura de la Plantilla |  |                  |                              |        |            |                  |        |            |                         |           |                                     |            |            |                              |
|----------------------------|--|------------------|------------------------------|--------|------------|------------------|--------|------------|-------------------------|-----------|-------------------------------------|------------|------------|------------------------------|
| Universidad / Institución  | Categoría                                  | Tipo de personal | Costo unitario bruto (pesos) |        |            | Número de plazas |        |            | Responsabilidad laboral | Ubicación | Costo total de la plantilla (Pesos) |            |            |                              |
|                            |  |                  | JULIO                        | AGOSTO | SEPTIEMBRE | JULIO            | AGOSTO | SEPTIEMBRE |                         |           | JULIO                               | AGOSTO     | SEPTIEMBRE | Acumulado Enero - Septiembre |
| UNIVERSIDAD                | CONF 4601 INTENDENTE GENERAL               | ADMINISTRATIVO   | 6,758                        | 6,375  | 5,607      | 2                | 2      | 2          |                         | MICHOACÁN | 13,517                              | 12,749     | 11,215     | 107,071                      |
| MICHOACANA DE              | CONF 4631 INSTRUCTOR DEL GIMNASIO          | ADMINISTRATIVO   | 9,528                        | 8,987  | 7,905      | 5                | 5      | 5          |                         | MICHOACÁN | 47,639                              | 44,934     | 39,525     | 377,360                      |
| SAN NICOLAS DE             | CONF 4651 ENTRENADOR DE BASKETBALL         | ADMINISTRATIVO   | 6,998                        | 6,601  | 5,806      | 8                | 8      | 8          |                         | MICHOACÁN | 55,984                              | 52,805     | 46,448     | 443,457                      |
| HIDALGO                    | CONF 4661 ENTRENADOR DE FUT BOL            | ADMINISTRATIVO   | 6,998                        | 6,601  | 5,806      | 3                | 3      | 3          |                         | MICHOACÁN | 20,994                              | 19,802     | 17,418     | 166,296                      |
|                            | CONF 4671 ENTRENADOR DE VOLI BOL A         | ADMINISTRATIVO   | 6,998                        | 6,601  | 5,806      | 3                | 3      | 3          |                         | MICHOACÁN | 20,994                              | 19,802     | 17,418     | 166,296                      |
|                            | CONF 4710 ENCARGADO DE LA RAMA DE MEDICINA | ADMINISTRATIVO   | 4,745                        | 4,475  | 3,936      | 2                | 2      | 2          |                         | MICHOACÁN | 9,489                               | 8,951      | 7,873      | 75,167                       |
|                            | CONF 4881 SELECCIONADOR BIBLIOGRAFICO      | ADMINISTRATIVO   | 7,229                        | 6,819  | 5,998      | 4                | 4      | 4          |                         | MICHOACÁN | 28,918                              | 27,276     | 23,992     | 229,063                      |
|                            |  |                  |                              |        |            |                  |        |            |                         |           | 95,403,187                          | 77,074,429 | 74,339,179 | 707,131,425                  |

MDP 707


ACUMULADO A SEPTIEMBRE 2013 707



CPC HORACIO GUILLERMO DIAZ MORA  
TESORERO



DR. SALVADOR GARCIA ESPINOSA  
DIRECTOR DE PLANEACIÓN



DR. SALVADOR JARA GUERRERO  
RECTOR



DESTINO DE LOS RECURSOS FEDERALES QUE RECIBEN INIVERSIDADES E INSTITUCIONES DE EDUCACIÓN MEDIA SUPERIOR Y SUPERIOR

En términos del artículo 43, fracción III, del Decreto de Presupuesto de Egresos de la Federación para el Ejercicio Fiscal 2013

Desglose del gasto corriente de operación

La información presentada es acumulada al periodo que se reporta  
Enero-septiembre 2013

**Fracción III (TERCER TRIMESTRE 2013) MILLONES DE PESOS**

| Universidad / Institución | Programa                            | Gasto Corriente de Operación |             |             |                     |             |              |              |              |              | Total         |               |               |
|---------------------------|-------------------------------------|------------------------------|-------------|-------------|---------------------|-------------|--------------|--------------|--------------|--------------|---------------|---------------|---------------|
|                           |                                     | Materiales y sSuministros    |             |             | Servicios Generales |             |              | Otros        |              |              | Enero- julio  | Enero- agosto | Enero-Sept    |
|                           |                                     | Julio                        | Agosto      | Septiembre  | Julio               | Agosto      | Septiembre   | Julio        | Agosto       | Septiembre   |               |               |               |
| U M DE SAN NICOLAS H.     | SUBSIDIO ORDINARIO                  | 0.86                         | 1.91        | 1.49        | 3.77                | 7.90        | 17.25        | 12.18        | 11.75        | 14.66        | 161.91        | 183.47        | 216.87        |
| √ √ √                     | FONDO ELEVALO A LA CALIDAD UPES     |                              |             |             |                     |             |              | 0.00         | 0.00         | 0.00         | 0.00          | 0.00          | 0.00          |
| √ √ √                     | FONDO SANAMIENTO FINANCIERO         |                              |             |             |                     |             |              | 26.41        | 0.00         | 0.00         | 26.41         | 26.41         | 26.41         |
| √ √ √                     | FONDO ANT. PROBLEMAS E STU. DE UPES |                              |             |             |                     |             |              | 0.00         | 0.00         | 0.00         | 0.00          | 0.00          | 0.00          |
| √ √ √                     | FONDO PARA AMPLIAR D OFERTA EDU E S |                              |             |             |                     |             |              | 0.00         | 0.00         | 85.29        | 0.00          | 0.00          | 85.29         |
| √ √ √                     | PROGRAMA DE APOYO (PADES)           |                              |             |             |                     |             |              | 0.00         | 0.00         | 0.00         | 0.00          | 0.00          | 0.00          |
| √ √ √                     | PROG. DE CARRERA DOCENTE UPES       |                              |             |             |                     |             |              | 0.00         | 5.22         | 0.00         | 0.00          | 5.22          | 5.22          |
| √ √ √                     | PROMEP                              |                              |             |             |                     |             |              | 4.00         | 0.00         | 0.00         | 4.00          | 4.00          | 4.00          |
| √ √ √                     | (FOMES PIF)FIUPEA                   |                              |             |             |                     |             |              | 0.00         | 0.00         | 0.00         | 0             | 0             | 0             |
| √ √ √                     | ADICIONAL EXTRAORDINARIO            |                              |             |             |                     |             |              | 0.00         | 0.00         | 0.00         | 0.00          | 0.00          | 0.00          |
| √ √ √                     | o                                   |                              |             |             |                     |             |              | 0.00         | 0.00         | 0.00         | 0.00          | 0.00          | 0.00          |
| √ √ √                     |                                     | <u>0.86</u>                  | <u>1.91</u> | <u>1.49</u> | <u>3.77</u>         | <u>7.90</u> | <u>17.25</u> | <u>42.59</u> | <u>16.97</u> | <u>99.95</u> | <u>192.32</u> | <u>219.10</u> | <u>337.79</u> |

CPC HORACIO GUILLERMO DIAZ MORA  
TESORERO

DR. SALVADOR GARCIA ESPINOSA  
DIRECTOR DE PLANEACIÓN

DR. SALVADOR JARA GUERRERO  
RECTOR


DESTINO DE LOS RECURSOS FEDERALES QUE RECIBEN UNIVERSIDADES E INSTITUCIONES DE EDUCACIÓN MEDIA SUPERIOR Y SUPERIOR  
 En términos del artículo 43, fracción I del Decreto de Presupuesto de Egresos de la Federación para el  
 Estado de Ingresos y Egresos 2013 (Fondo Genérico)


Enero- Septiembre 2013


Fracción IV TERCER TRIMESTRE 2013 (MDP)

3° 2013

| Universidad /<br>Institución                              | Ingresos /<br>Egresos                      | Tipo                               | PRIMER TRIMESTRE DEL 2013 |         |        | SEGUNDO TRIMESTRE DEL 2013 |       |        | TERCER TRIMESTRE 2013 |        |            | CUARTO TRIMESTRE DEL 2013 |           |           |
|---|--|------------------------------------|---------------------------|---------|--------|----------------------------|-------|--------|-----------------------|--------|------------|---------------------------|-----------|-----------|
|   |  |                                    | ENERO                     | FEBRERO | MARZO  | ABRIL                      | MAYO  | JUNIO  | JULIO                 | AGOSTO | SEPTIEMBRE | OCTUBRE                   | NOVIEMBRE | DICIEMBRE |
| Universidad<br>Michoacana de<br>San Nicolás<br>de Hidalgo | INGRESOS                                   |                                    |                           |         |        |                            |       |        |                       |        |            |                           |           |           |
|   |  | INGRESOS FEDERALES ORDINARIO       | 175.41                    | 88.02   | 131.71 | 43.90                      | 87.76 | 175.66 | 87.81                 | 87.81  | 43.90      |                           |           |           |
|   |  | INGRESOS FEDERALES EXTRAORDINARIO  | 0.00                      | 0.00    | 0.00   | 0.00                       | 0.00  | 0.00   | 26.41                 | 9.22   | 85.29      |                           |           |           |
|   |  | INGRESOS TOTALES                   | 175.41                    | 88.02   | 131.71 | 43.90                      | 87.76 | 175.66 | 114.22                | 97.03  | 129.20     |                           |           |           |
|   | EGRESOS                                    |                                    |                           |         |        |                            |       |        |                       |        |            |                           |           |           |
|   |  | EGRESOS SUBSIDIO FEDERAL ORDINARIO |                           |         |        |                            |       |        |                       |        |            |                           |           |           |
|   |  | SERVICIOS PERSONALES               | 74.34                     | 74.34   | 88.62  | 74.34                      | 74.34 | 74.34  | 95.40                 | 77.07  | 74.34      |                           |           |           |
|   |  | MATERIALES Y SUM                   | 0.99                      | 0.63    | 1.25   | 1.75                       | 1.54  | 3.49   | 0.86                  | 1.91   | 1.49       |                           |           |           |
|   |  | SERVICIOS GENERALES                | 7.17                      | 5.17    | 10.81  | 6.34                       | 7.53  | 12.74  | 3.77                  | 7.90   | 17.25      |                           |           |           |
|   |  | OTROS (INC. ADQ.)                  | 16.56                     | 10.69   | 19.16  | 20.87                      | 17.06 | 1.36   | 12.18                 | 11.75  | 14.66      |                           |           |           |
|   | EGRESOS SUBSIDIO FEDERAL<br>EXTRAORDINARIO | 0.00                               | 0.00                      | 0.00    | 0.00   | 0.00                       | 0.00  | 26.41  | 9.22                  | 85.29  |            |                           |           |           |
|   | TOTAL EGRESOS FEDERALES                    | 99.06                              | 90.83                     | 119.84  | 103.30 | 100.47                     | 91.92 | 138.62 | 107.85                | 193.02 |            |                           |           |           |
|   | RESULTADO FEDERAL                          | 76.35                              | -2.81                     | 11.87   | -59.40 | -12.71                     | 83.74 | -24.40 | -10.82                | -63.83 |            |                           |           |           |
| TOTAL POR TRIMESTRE                                       |  |                                    |                           | 85.41   |        |                            | 11.64 |        |                       | -99.05 |            |                           |           |           |

  
 CPC HORACIO GUILLERMO DIAZ MORA  
 TESORERO

  
 DR. SALVADOR GARCIA ESPINOSA  
 DIRECTOR DE PLANEACIÓN

  
 DR. SALVADOR JARA GUERRERO  
 RECTOR







| TSU / PA |  |  | H | M | Total | H | M | Total | H | M | Total | H | M | Total | H | M | Total | H | M | Total |
|----------|--|--|---|---|-------|---|---|-------|---|---|-------|---|---|-------|---|---|-------|---|---|-------|
| N/A      |  |  |   |   |       |   |   |       |   |   |       |   |   |       |   |   |       |   |   |       |
| TOTAL    |  |  | 0 | 0 | 0     | 0 | 0 | 0     | 0 | 0 | 0     | 0 | 0 | 0     | 0 | 0 | 0     | 0 | 0 | 0     |

| LICENCIATURA                           |                                 |        | H | M | Total | H  | M  | Total | H | M | Total | H  | M  | Total | H  | M  | Total | H  | M | Total |  |  |  |
|--|---------------------------------|--------|---|---|-------|----|----|-------|---|---|-------|----|----|-------|----|----|-------|----|---|-------|--|--|--|
| LICENCIATURA MEDICO CIRUJANO Y PARTERO | FAC. DE CS. MEDICAS Y BIOLOGIC. | ZAMORA | 0 | 0 | 0     | 11 | 13 | 24    | 0 | 0 | 0     | 11 | 13 | 24    | 15 | 10 | 25    | -4 |   | 3     |  |  |  |
| TOTAL                                  |                                 |        | 0 | 0 | 0     | 11 | 13 | 24    | 0 | 0 | 0     | 11 | 13 | 24    | 15 | 10 | 25    | -4 |   | 3     |  |  |  |

| ESPECIALIDAD |  |  | H | M | Total | H | M | Total | H | M | Total | H | M | Total | H | M | Total | H | M | Total |
|--------------|--|--|---|---|-------|---|---|-------|---|---|-------|---|---|-------|---|---|-------|---|---|-------|
| N/A          |  |  |   |   |       |   |   |       |   |   |       |   |   |       |   |   |       |   |   |       |
| TOTAL        |  |  | 0 | 0 | 0     | 0 | 0 | 0     | 0 | 0 | 0     | 0 | 0 | 0     | 0 | 0 | 0     | 0 | 0 | 0     |

| MAESTRÍA |  |  | H | M | Total | H | M | Total | H | M | Total | H | M | Total | H | M | Total | H | M | Total |
|----------|--|--|---|---|-------|---|---|-------|---|---|-------|---|---|-------|---|---|-------|---|---|-------|
| N/A      |  |  |   |   |       |   |   |       |   |   |       |   |   |       |   |   |       |   |   |       |
| TOTAL    |  |  | 0 | 0 | 0     | 0 | 0 | 0     | 0 | 0 | 0     | 0 | 0 | 0     | 0 | 0 | 0     | 0 | 0 | 0     |

| DOCTORADO        |  |  | H | M | Total | H  | M  | Total | H | M | Total | H  | M  | Total | H  | M  | Total | H  | M | Total |  |  |  |
|------------------|--|--|---|---|-------|----|----|-------|---|---|-------|----|----|-------|----|----|-------|----|---|-------|--|--|--|
| N/A              |  |  |   |   |       |    |    |       |   |   |       |    |    |       |    |    |       |    |   |       |  |  |  |
| TOTAL            |  |  | 0 | 0 | 0     | 0  | 0  | 0     | 0 | 0 | 0     | 0  | 0  | 0     | 0  | 0  | 0     | 0  | 0 | 0     |  |  |  |
| TOTAL DEL CAMPUS |  |  | 0 | 0 | 0     | 11 | 13 | 24    | 0 | 0 | 0     | 11 | 13 | 24    | 15 | 10 | 25    | -4 |   | 3     |  |  |  |

| NOMBRE DEL CAMPUS: CIUDAD HIDALGO |                                   |           |            | MATRÍCULA |       |               |   |       |           |   |       |                 |   |       |                             |   |       |                        |   |   |
|-----------------------------------|-----------------------------------|-----------|------------|-----------|-------|---------------|---|-------|-----------|---|-------|-----------------|---|-------|-----------------------------|---|-------|------------------------|---|---|
| NIVEL                             | ESCUELA / FACULTAD / CENTRO / DES | MUNICIPIO | ASPIRANTES |           |       | NUEVO INGRESO |   |       | REINGRESO |   |       | MATRICULA TOTAL |   |       | MATRICULA SEMESTRE ANTERIOR |   |       | MATRICULA SEM ANTERIOR |   |   |
|                                   |                                   |           | H          | M         | Total | H             | M | Total | H         | M | Total | H               | M | Total | H                           | M | Total | H                      | M |   |
| MEDIA SUPERIOR                    |                                   |           |            |           |       |               |   |       |           |   |       |                 |   |       |                             |   |       |                        |   |   |
| N/A                               |                                   |           |            |           |       |               |   |       |           |   |       |                 |   |       |                             |   |       |                        |   |   |
| TOTAL                             |                                   |           | 0          | 0         | 0     | 0             | 0 | 0     | 0         | 0 | 0     | 0               | 0 | 0     | 0                           | 0 | 0     | 0                      | 0 | 0 |

| TSU / PA |  |  | H | M | Total | H | M | Total | H | M | Total | H | M | Total | H | M | Total | H | M | Total |
|----------|--|--|---|---|-------|---|---|-------|---|---|-------|---|---|-------|---|---|-------|---|---|-------|
| N/A      |  |  |   |   |       |   |   |       |   |   |       |   |   |       |   |   |       |   |   |       |
| TOTAL    |  |  | 0 | 0 | 0     | 0 | 0 | 0     | 0 | 0 | 0     | 0 | 0 | 0     | 0 | 0 | 0     | 0 | 0 | 0     |

| LICENCIATURA   |                                |                | H  | M  | Total | H  | M  | Total | H   | M   | Total | H   | M   | Total | H  | M   | Total | H   | M | Total |
|--|--------------------------------|----------------|----|----|-------|----|----|-------|-----|-----|-------|-----|-----|-------|----|-----|-------|-----|---|-------|
| LICENCIATURA COMO INGENIERO EN TECNOLOGÍA DE LA MADERA | FAC DE ING EN TEC DE LA MADERA | CIUDAD HIDALGO | 0  | 0  | 0     | 0  | 0  | 0     | 37  | 13  | 50    | 37  | 13  | 50    | 28 | 9   | 37    | 9   |   | 4     |
| LICENCIATURA EN PSICOLOGIA                             | FACULTAD DE PSICOLOGIA         | CIUDAD HIDALGO | 0  | 0  | 0     | 0  | 0  | 0     | 35  | 100 | 135   | 35  | 100 | 135   | 21 | 81  | 102   | 14  |   | 19    |
| LICENCIATURA EN ADMINISTRACIÓN                         | FAC DE CONTADURIA Y CS ADMINIS | CIUDAD HIDALGO | 0  | 0  | 0     | 0  | 0  | 0     | 9   | 17  | 26    | 9   | 17  | 26    | 3  | 9   | 12    | 6   |   | 8     |
| LICENCIATURA EN CONTADURÍA                             | FAC DE CONTADURIA Y CS ADMINIS | CIUDAD HIDALGO | 0  | 0  | 0     | 0  | 0  | 0     | 6   | 18  | 24    | 6   | 18  | 24    | 16 | 39  | 55    | -10 |   | -21   |
| LICENCIATURA EN CONTADURÍA TRONCO COMÚN <sup>(1)</sup> | FAC DE CONTADURIA Y CS ADMINIS | CIUDAD HIDALGO | 0  | 0  | 0     | 0  | 0  | 0     | 4   | 12  | 16    | 4   | 12  | 16    | 0  | 0   | 0     | 4   |   | 12    |
| LICENCIATURA EN INFORMÁTICA ADMINISTRATIVA             | FAC DE CONTADURIA Y CS ADMINIS | CIUDAD HIDALGO | 0  | 0  | 0     | 0  | 0  | 0     | 0   | 0   | 0     | 0   | 0   | 0     | 0  | 0   | 0     | 0   |   | 0     |
| LICENCIATURA EN DERECHO                                | FAC. DE DERECHO Y CS. SOCIALES | CIUDAD HIDALGO | 15 | 18 | 33    | 13 | 14 | 27    | 31  | 40  | 71    | 44  | 54  | 98    | 29 | 47  | 76    | 15  |   | 7     |
| TOTAL  |                                |                | 15 | 18 | 33    | 13 | 14 | 27    | 122 | 200 | 322   | 135 | 214 | 349   | 97 | 185 | 282   | 38  |   | 29    |

| ESPECIALIDAD |  |  | H | M | Total | H | M | Total | H | M | Total | H | M | Total | H | M | Total | H | M | Total |
|--------------|--|--|---|---|-------|---|---|-------|---|---|-------|---|---|-------|---|---|-------|---|---|-------|
| N/A          |  |  |   |   |       |   |   |       |   |   |       |   |   |       |   |   |       |   |   |       |
| TOTAL        |  |  | 0 | 0 | 0     | 0 | 0 | 0     | 0 | 0 | 0     | 0 | 0 | 0     | 0 | 0 | 0     | 0 | 0 | 0     |

| MAESTRÍA |  |  | H | M | Total | H | M | Total | H | M | Total | H | M | Total | H | M | Total | H | M | Total |
|----------|--|--|---|---|-------|---|---|-------|---|---|-------|---|---|-------|---|---|-------|---|---|-------|
| N/A      |  |  |   |   |       |   |   |       |   |   |       |   |   |       |   |   |       |   |   |       |
| TOTAL    |  |  | 0 | 0 | 0     | 0 | 0 | 0     | 0 | 0 | 0     | 0 | 0 | 0     | 0 | 0 | 0     | 0 | 0 | 0     |

| DOCTORADO        |  |  | H  | M  | Total | H  | M  | Total | H   | M   | Total | H   | M   | Total | H  | M   | Total | H  | M | Total |
|------------------|--|--|----|----|-------|----|----|-------|-----|-----|-------|-----|-----|-------|----|-----|-------|----|---|-------|
| N/A              |  |  |    |    |       |    |    |       |     |     |       |     |     |       |    |     |       |    |   |       |
| TOTAL            |  |  | 0  | 0  | 0     | 0  | 0  | 0     | 0   | 0   | 0     | 0   | 0   | 0     | 0  | 0   | 0     | 0  | 0 | 0     |
| TOTAL DEL CAMPUS |  |  | 15 | 18 | 33    | 13 | 14 | 27    | 122 | 200 | 322   | 135 | 214 | 349   | 97 | 185 | 282   | 38 |   | 29    |

| NOMBRE DEL CAMPUS: LÁZARO CÁRDENAS |  |  |  | MATRÍCULA |  |  |  |  |  |  |  |  |  |  |  |  |  |  |
|------------------------------------|--|--|--|-----------|--|--|--|--|--|--|--|--|--|--|--|--|--|--|
|------------------------------------|--|--|--|-----------|--|--|--|--|--|--|--|--|--|--|--|--|--|--|

| NIVEL                                       | ESCUELA / FACULTAD / CENTRO / DES | MUNICIPIO       | ASPIRANTES |       |       | NUEVO INGRESO |       |       | REINGRESO |        |        | MATRICULA TOTAL |        |        | MATRICULA SEMESTRE ANTERIOR |        |        | MATRICULA SEM ANTERIOR |      |   |
|---|-----------------------------------|-----------------|------------|-------|-------|---------------|-------|-------|-----------|--------|--------|-----------------|--------|--------|-----------------------------|--------|--------|------------------------|------|---|
|   |                                   |                 | H          | M     | Total | H             | M     | Total | H         | M      | Total  | H               | M      | Total  | H                           | M      | Total  | H                      | M    |   |
| MEDIA SUPERIOR<br>N/A                       |                                   |                 |            |       |       |               |       |       |           |        |        |                 |        |        |                             |        |        |                        |      |   |
| TOTAL                                       |                                   |                 | 0          | 0     | 0     | 0             | 0     | 0     | 0         | 0      | 0      | 0               | 0      | 0      | 0                           | 0      | 0      | 0                      | 0    | 0 |
| TSU / PA<br>N/A                             |                                   |                 |            |       |       |               |       |       |           |        |        |                 |        |        |                             |        |        |                        |      |   |
| TOTAL                                       |                                   |                 | 0          | 0     | 0     | 0             | 0     | 0     | 0         | 0      | 0      | 0               | 0      | 0      | 0                           | 0      | 0      | 0                      | 0    | 0 |
| LICENCIATURA                                |                                   |                 |            |       |       |               |       |       |           |        |        |                 |        |        |                             |        |        |                        |      |   |
| LICENCIATURA EN COMERCIO EXTERIOR           | FAC. DE ECONOMIA                  | LÁZARO CÁRDENAS | 0          | 0     | 0     | 0             | 0     | 0     | 109       | 186    | 295    | 109             | 186    | 295    | 123                         | 156    | 279    | -14                    | 30   |   |
| LICENCIATURA EN ADMINISTRACIÓN              | FAC DE CONTADURIA Y CS ADMINIS    | LÁZARO CÁRDENAS | 0          | 0     | 0     | 0             | 0     | 0     | 12        | 35     | 47     | 12              | 35     | 47     | 11                          | 21     | 32     | 1                      | 14   |   |
| LICENCIATURA EN CONTADURÍA                  | FAC DE CONTADURIA Y CS ADMINIS    | LÁZARO CÁRDENAS | 0          | 0     | 0     | 0             | 0     | 0     | 11        | 20     | 31     | 11              | 20     | 31     | 21                          | 41     | 62     | -10                    | -21  |   |
| LICENCIATURA EN CONTADURÍA TRONCO COMÚN (4) | FAC DE CONTADURIA Y CS ADMINIS    | LÁZARO CÁRDENAS | 0          | 0     | 0     | 0             | 0     | 0     | 17        | 27     | 44     | 17              | 27     | 44     | 0                           | 0      | 0      | 17                     | 27   |   |
| LICENCIATURA EN INFORMÁTICA ADMINISTRATIVA  | FAC DE CONTADURIA Y CS ADMINIS    | LÁZARO CÁRDENAS | 0          | 0     | 0     | 0             | 0     | 0     | 0         | 0      | 0      | 0               | 0      | 0      | 2                           | 2      | 4      | -2                     | -2   |   |
| LICENCIATURA EN DERECHO                     | FAC. DE DERECHO Y CS. SOCIALES    | LÁZARO CÁRDENAS | 26         | 32    | 58    | 22            | 27    | 49    | 30        | 34     | 64     | 52              | 61     | 113    | 34                          | 37     | 71     | 18                     | 24   |   |
| TOTAL                                       |                                   |                 | 26         | 32    | 58    | 22            | 27    | 49    | 179       | 302    | 481    | 201             | 329    | 530    | 191                         | 257    | 448    | 10                     | 72   |   |
| ESPECIALIDAD<br>N/A                         |                                   |                 |            |       |       |               |       |       |           |        |        |                 |        |        |                             |        |        |                        |      |   |
| TOTAL                                       |                                   |                 | 0          | 0     | 0     | 0             | 0     | 0     | 0         | 0      | 0      | 0               | 0      | 0      | 0                           | 0      | 0      | 0                      | 0    |   |
| MAESTRÍA<br>N/A                             |                                   |                 |            |       |       |               |       |       |           |        |        |                 |        |        |                             |        |        |                        |      |   |
| TOTAL                                       |                                   |                 | 0          | 0     | 0     | 0             | 0     | 0     | 0         | 0      | 0      | 0               | 0      | 0      | 0                           | 0      | 0      | 0                      | 0    |   |
| DOCTORADO<br>N/A                            |                                   |                 |            |       |       |               |       |       |           |        |        |                 |        |        |                             |        |        |                        |      |   |
| TOTAL                                       |                                   |                 | 0          | 0     | 0     | 0             | 0     | 0     | 0         | 0      | 0      | 0               | 0      | 0      | 0                           | 0      | 0      | 0                      | 0    |   |
| TOTAL DEL CAMPUS                            |                                   |                 | 26         | 32    | 58    | 22            | 27    | 49    | 179       | 302    | 481    | 201             | 329    | 530    | 191                         | 257    | 448    | 10                     | 72   |   |
| TOTAL MATRÍCULA ESCOLARIZADA                |                                   |                 | 2,497      | 2,653 | 5,150 | 2,068         | 1,677 | 3,745 | 19,984    | 20,897 | 40,881 | 22,052          | 22,574 | 44,626 | 22,613                      | 23,328 | 45,941 | -561                   | -754 |   |

MODALIDAD: NO ESCOLARIZADA

| NOMBRE DEL CAMPUS: EDUCACIÓN A DISTANCIA |                                   |                 |            | MATRÍCULA |       |               |    |       |           |     |       |                 |     |       |                             |     |       |                        |     |   |
|--|-----------------------------------|-----------------|------------|-----------|-------|---------------|----|-------|-----------|-----|-------|-----------------|-----|-------|-----------------------------|-----|-------|------------------------|-----|---|
| NIVEL                                    | ESCUELA / FACULTAD / CENTRO / DES | MUNICIPIO       | ASPIRANTES |           |       | NUEVO INGRESO |    |       | REINGRESO |     |       | MATRICULA TOTAL |     |       | MATRICULA SEMESTRE ANTERIOR |     |       | MATRICULA SEM ANTERIOR |     |   |
|  |                                   |                 | H          | M         | Total | H             | M  | Total | H         | M   | Total | H               | M   | Total | H                           | M   | Total | H                      | M   |   |
| MEDIA SUPERIOR<br>N/A                    |                                   |                 |            |           |       |               |    |       |           |     |       |                 |     |       |                             |     |       |                        |     |   |
| TOTAL                                    |                                   |                 | 0          | 0         | 0     | 0             | 0  | 0     | 0         | 0   | 0     | 0               | 0   | 0     | 0                           | 0   | 0     | 0                      | 0   | 0 |
| TSU / PA<br>N/A                          |                                   |                 |            |           |       |               |    |       |           |     |       |                 |     |       |                             |     |       |                        |     |   |
| TOTAL                                    |                                   |                 | 0          | 0         | 0     | 0             | 0  | 0     | 0         | 0   | 0     | 0               | 0   | 0     | 0                           | 0   | 0     | 0                      | 0   | 0 |
| LICENCIATURA                             |                                   |                 |            |           |       |               |    |       |           |     |       |                 |     |       |                             |     |       |                        |     |   |
| LICENCIATURA EN DERECHO                  | FAC. DE DERECHO Y CS. SOCIALES    | URUAPAN         | 28         | 48        | 76    | 20            | 41 | 61    | 80        | 125 | 205   | 100             | 166 | 266   | 112                         | 166 | 278   | -12                    | 0   |   |
| LICENCIATURA EN DERECHO                  | FAC. DE DERECHO Y CS. SOCIALES    | ZITACUARO       | 10         | 5         | 15    | 10            | 3  | 13    | 22        | 24  | 46    | 32              | 27  | 59    | 29                          | 35  | 64    | 3                      | -8  |   |
| LICENCIATURA EN DERECHO                  | FAC. DE DERECHO Y CS. SOCIALES    | LÁZARO CÁRDENAS | 8          | 7         | 15    | 5             | 5  | 10    | 35        | 26  | 61    | 40              | 31  | 71    | 41                          | 46  | 87    | -1                     | -15 |   |
| LICENCIATURA EN DERECHO                  | FAC. DE DERECHO Y CS. SOCIALES    | HIDALGO         | 1          | 6         | 7     | 0             | 5  | 5     | 17        | 21  | 38    | 17              | 26  | 43    | 19                          | 17  | 36    | -2                     | 9   |   |
| LICENCIATURA EN DERECHO                  | FAC. DE DERECHO Y CS. SOCIALES    | HUETAMO         | 6          | 11        | 17    | 6             | 9  | 15    | 19        | 25  | 44    | 25              | 34  | 59    | 32                          | 32  | 64    | -7                     | 2   |   |
| LICENCIATURA EN DERECHO                  | FAC. DE DERECHO Y CS. SOCIALES    | CUITZEO         | 4          | 7         | 11    | 5             | 8  | 13    | 9         | 11  | 20    | 14              | 19  | 33    | 12                          | 4   | 16    | 2                      | 15  |   |
| LICENCIATURA EN DERECHO                  | FAC. DE DERECHO Y CS. SOCIALES    | CUALCOMAN       | 5          | 5         | 10    | 5             | 5  | 10    | 6         | 12  | 18    | 11              | 17  | 28    | 5                           | 14  | 19    | 6                      | 3   |   |
| LICENCIATURA EN CONTADURÍA               | FAC DE CONTADURIA Y CS ADMINIS    | URUAPAN         | 0          | 0         | 0     | 0             | 0  | 0     | 35        | 70  | 105   | 35              | 70  | 105   | 23                          | 59  | 82    | 12                     | 11  |   |
| LICENCIATURA EN CONTADURÍA               | FAC DE CONTADURIA Y CS ADMINIS    | HIDALGO         | 0          | 0         | 0     | 0             | 0  | 0     | 1         | 8   | 9     | 1               | 8   | 9     | 5                           | 15  | 20    | -4                     | -7  |   |
| LICENCIATURA EN CONTADURÍA               | FAC DE CONTADURIA Y CS ADMINIS    | ZITACUARO       | 0          | 0         | 0     | 0             | 0  | 0     | 5         | 27  | 32    | 5               | 27  | 32    | 5                           | 23  | 28    | 0                      | 4   |   |
| LICENCIATURA EN CONTADURÍA               | FAC DE CONTADURIA Y CS ADMINIS    | HUETAMO         | 0          | 0         | 0     | 0             | 0  | 0     | 5         | 3   | 8     | 5               | 3   | 8     | 4                           | 2   | 6     | 1                      | 1   |   |






|                                 |       |       |       |       |       |       |        |        |        |        |        |        |        |        |        |      |      |
|---------------------------------|-------|-------|-------|-------|-------|-------|--------|--------|--------|--------|--------|--------|--------|--------|--------|------|------|
| TOTAL MATRÍCULA NO ESCOLARIZADA | 176   | 242   | 418   | 154   | 209   | 363   | 830    | 1,358  | 2,188  | 984    | 1,567  | 2,551  | 931    | 1489   | 2420   | 53   | 78   |
| TOTAL MATRÍCULA INSTITUCIÓN     | 2,673 | 2,895 | 5,568 | 2,222 | 1,886 | 4,108 | 20,814 | 22,255 | 43,069 | 23,036 | 24,141 | 47,177 | 23,544 | 24,817 | 48,361 | -508 | -676 |

(1) y (2) No se cuenta con la separación por escuela de aspirantes, ya que solamente se oferta un solo programa de bachillerato, por lo que se distribuyeron conforme al nuevo Ingreso.

(4) El Tronco común de la Licenciatura de Contabilidad es durante los 3 primeros semestres, en el sistema Abierto y los Campus Ciudad Hidalgo y Lázaro Cárdenas en Auditorias pasadas no se presentó su separación.

Nota: No existen aspirantes en Posgrado, derivado a que no existe un proceso de selección.

  
MTRO. CARLOS ALBERTO BARRIGA GARCÍA

  
DR. SALVADOR GARCIA ESPINOSA